

UCC FINANCING STATEMENT

FOLLOW INSTRUCTIONS

A NAME & PHONE OF CONTACT AT FILER (optional) (800) 826-5256 UCC Division
B E-MAIL CONTACT AT FILER (optional) ucc@ri.soscredit.com RI SOS
C SEND ACKNOWLEDGMENT TO (Name and Address) <div style="border: 1px solid black; padding: 5px; margin: 5px 0;">NCS UCC Services Group PO Box 24101 Cleveland, OH 44124 USA (800) 826-5256</div>

THE ABOVE SPACE IS FOR FILING OFFICE USE ONLY

1 DEBTOR'S NAME Provide only one Debtor name (1a or 1b) (use exact full name; do not omit, modify, or abbreviate any part of the Debtor's name). If any part of the individual Debtor's name will not fit in line 1b, leave all of item 1 blank, check here ☐ and provide the Individual Debtor information in item 10 of the Financing Statement Addendum (Form UCC*Ad).

1a ORGANIZATION'S NAME 24 Lee's Wharf, LLC	1b INDIVIDUAL'S SURNAME	FIRST PERSONAL NAME	ADDITIONAL NAME(S)/INITIAL(S)	SUFFIX
1c MAILING ADDRESS 66 Ocean Avenue		CITY Newport	STATE RI	POSTAL CODE 02840
			COUNTRY USA	

2 DEBTOR'S NAME Provide only one Debtor name (2a or 2b) (use exact full name; do not omit, modify, or abbreviate any part of the Debtor's name). If any part of the individual Debtor's name will not fit in line 2b, leave all of item 2 blank, check here ☐ and provide the Individual Debtor information in item 10 of the Financing Statement Addendum (Form UCC*Ad).

2a ORGANIZATION'S NAME Howard Wharf LP	2b INDIVIDUAL'S SURNAME	FIRST PERSONAL NAME	ADDITIONAL NAME(S)/INITIAL(S)	SUFFIX
2c MAILING ADDRESS 66 Ocean Avenue		CITY Newport	STATE RI	POSTAL CODE 02840
			COUNTRY USA	

3 SECURED PARTY'S NAME (or NAME of ASSIGNEE of ASSIGNOR SECURED PARTY) Provide only one Secured Party name (3a or 3b)

3a ORGANIZATION'S NAME IriMark United East, LLC	3b INDIVIDUAL'S SURNAME	FIRST PERSONAL NAME	ADDITIONAL NAME(S)/INITIAL(S)	SUFFIX
3c MAILING ADDRESS 9 Hampshire Street		CITY Mansfield	STATE MA	POSTAL CODE 02048
			COUNTRY USA	

4 COLLATERAL This financing statement covers the following collateral:

— All food service equipment, including, but not limited to, (see attached equipment list and all other restaurant products or equipment of any kind); all present and future equipment acquired in relation to this project through change orders.

5 Check only if applicable and check only one box: Collateral is ☐ held in a Trust (see UCC1Ad item 17 and instructions) ☐ being administered by a Decedent's Personal Representative

6a Check only if applicable and check only one box:

☐ Public Finance Transaction ☐ Manufactured Home Transaction ☐ A Debtor is a Transferring Utility

6b Check only if applicable and check only one box:

☐ Agricultural Lien ☐ Non UCC Filing

7 ALTERNATIVE DESIGNATION (if applicable) ☐ Lessee/Lessor ☐ Consignor/Consignor ☐ Seller/Buyer ☐ Bailor/Bailor ☐ Licensee/Licensee

8 OPTIONAL FILER REFERENCE DATA

UCC# U333283



UNITED EAST

Quote

12/13/2022

Project:

Lee's Wharf Hotel - TriMark
24 Lees Wharf
Newport, RI 02840

From:

TriMark United East
Jennifer Rochon
9 Hampshire Street
Mansfield, MA 02048
800-556-7338
5088370277 (Contact)




Job Reference Number: 131191

Thank you for the opportunity to provide the attached proposal for this exciting project. This pricing has been based off drawings and equipment specifications dated 07/01/2022. Any discrepancies found throughout our review process have been noted under their respective items. Clarifications for these items may require pricing adjustments.


"TriMark will make best efforts to hold the above prices for 15 days, but pricing may change due to manufacturer price increases out of TriMark's control."




Item	Qty	Description	Sell	Sell Total
1	1 ea	WALK-IN COOLER American Panel Corporation Model No. CUSTOM American Panel 7'-8.5" X 8'-6" X 9'-6" high. Indoor 35° F Cooler, model #J090922A. w/ .100 Smooth Aluminum interior finish. Interior wall finish to be 26 ga. white stucco galv. steel, interior ceiling to be 26 ga. white stucco galv. steel, exposed exterior to be 22 ga. STUCCO Stainless Steel, unexposed exterior to be 26 ga. stucco acrylume. (1) 34" X 77" flush mount magnetic infitting door with cam-rise hinges, padlockable deadbolt handle (exterior doors only), door closer, brushed hardware, fully programmable Intelligent Controller (IC) featuring audio/visual temperature alarm with digital thermometer, high & low set points, energy saving door frame heater wire, vapor proof light & switch with pilot light. Accessories to include: (1) Flex. Strip Curtain up to 36" x 77" Opening (1) Floor Ramp Interior (24" deep) for up to 42" door (14) 48" High Wall Protection (wainscot) 1/10" alum. treadplate (1) 1/10" alum treadplate on 46" Door/Frame (48" high) (1) Door Kickplate 1/10" aluminum treadplate 48" High <37" Door (1) Vision Window 14" x 14" heated		



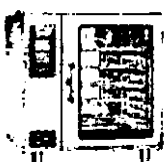
Item	Qty	Description
		<p>(2) LED Light Fixture Cooler & Freezer 48" 2-lamp (-40°F or higher operating temp.)</p> <p>(2) Trim Strips 3" x 3" 22 ga. Stucco Stainless Steel</p> <p>(8) Closure Panel to 10' ceiling 22 ga. stainless steel</p> <p>Preassembled Remote Refrigeration System</p> <p>Outdoor Refrigeration, 7,851 BTUH system capacity, sized for a walk-in heatload of 5,592 BTUH. System #1 to be 1 HP hermetic scroll air cooled (FFAM-A10Z-TFC-075, 208/230/60/3, 7.6) with a BTUH matched standard Intelligen evaporator coil (BEC0065BS7AM, 1.1A (Fans), A (Htrs.)).</p> <p>Refrigeration accessories to include:</p> <p>(1) Galv Weather Cover</p> <p>(1) Steel Compressor Mounting Stand</p> <p>(1) Winterization Controls, Remote</p> <p>(1) One-year Labor Warranty on Pre-Assemb. Remote Refrig. Systems</p>
ITEM T		
2	1 ea	<p>EVAPORATOR COIL</p> <p>American Panel Corporation Model No. CUSTOM</p> <p>Included with Line #1</p>
3	1 ea	<p>REMOTE COMPRESSOR</p> <p>American Panel Corporation Model No. CUSTOM</p> <p>Included with Line #1</p>
4	8 ea	<p>SOLID SHELIVING</p> <p>Eagle Group Model No. SS2130S Packed 4 ea</p> <p>Shelf, solid, 30"W x 21"D, marine edge on all sides, double-hem bending, aluminum corner castings, includes (4) pairs of split sleeves per shelf, 600 lbs. capacity, 18/304 stainless steel construction, NSF</p> <p>4 ea SS1848S Shelf, solid, 48"W x 18"D, marine edge on all sides, double-hem bending, aluminum corner castings, includes (4) pairs of split sleeves per shelf, 600 lbs. capacity, 18/304 stainless steel construction, NSF</p> <p>4 ea SS1842S Shelf, solid, 42"W x 18"D, marine edge on all sides, double-hem bending, aluminum corner castings, includes (4) pairs of split sleeves per shelf, 600 lbs. capacity, 18/304 stainless steel construction, NSF</p> <p>8 ea SS1830S Shelf, solid, 30"W x 18"D, marine edge on all sides, double-hem bending, aluminum corner castings, includes (4) pairs of split sleeves per shelf, 600 lbs. capacity, 18/304 stainless steel construction, NSF</p> <p>24 ea P74-S Post, stationary, 74"H, grooved in 1" increments, includes post cap & leveling bolt, stainless steel finish, NSF</p>
ITEM T		

Item	Qty	Description
5	2 ea	ICE MAKER WITH BIN, CUBE-STYLE  Hoshizaki Model No. IM-50BAA-LM Ice Maker, Specialty Cube-Style, 19-3/4"W, air-cooled, self-contained condenser, production capacity up to 50 lb/24 hours at 70°/50°, (45 lb at 90°/70°) 22 lb built-in bin storage capacity, individual solid 2" x 2" cube style (1.9" x 1.9" x 2.3"), stainless steel finish, removable/cleanable filter, 6" legs, R134a refrigerant, 115v/60/1-ph, 5.0 amps, cord with NEMA 5-15P, NSF, cETLus 2 ea Warranty: 3-Year parts & labor on entire machine 2 ea Warranty: 5-Year parts on compressor & air-cooled condenser 2 ea NOTE: Above warranties valid in US, Canada, Puerto Rico & US Territories only, contact factory for other countries
ITEM		
6	1 ea	ICE MAKER, CUBE-STYLE  Hoshizaki Model No. IM-500SAB Ice Maker, Cube-Style, 44"W, air-cooled, self contained condenser, production capacity up to 489 lb/24 hours at 70°/50° (414 lb AHRI certified at 90°/70°), stackable unit (up to 3 machines, up to 1467 lb. production), stainless steel finish, individual square cube style, EverCheck™ digital control with LED display, R-404A refrigerant, 115v/60/1-ph, 11.5 amps, NSF, cETLus, UL 1 ea Warranty: 3-Year parts & labor on entire machine 1 ea Warranty: 5-Year parts on compressor & air-cooled condenser 1 ea NOTE: Above warranties valid in US, Canada, Puerto Rico & US Territories only, contact factory for other countries 1 ea B-700SF Ice Bin, 44"W, top-hinged front-opening door, 700-lb ice storage capacity, for top-mounted ice makers, stainless steel exterior, painted legs included, protected with H-GUARD Plus Antimicrobial Agent, ETL, ETL-Sanitation 1 ea Warranty: 3-Year parts & labor for bin
ITEM		
7	1 ea	ICE MAKER, CUBE-STYLE  Hoshizaki Model No. KM-1100MAJ Ice Maker, Cube-Style, 30"W, air-cooled, self-contained condenser, production capacity up to 1087 lb/24 hours at 70°/50° (935 lb AHRI certified at 90°/70°), stainless steel finish, crescent cube style, R-404A refrigerant, 208-230v/60/1-ph, 12.5 amps, NSF, UL 1 ea Warranty: 3-Year parts & labor on entire machine 1 ea Warranty: 5-Year parts & labor on evaporator 1 ea Warranty: 5-Year parts on compressor & air-cooled condenser 1 ea B-700SF Ice Bin, 44"W, top-hinged front-opening door, 700-lb ice storage capacity, for top-mounted ice makers, stainless steel exterior, painted legs included, protected with H-GUARD Plus Antimicrobial

Item	Qty	Description	
		Agent, ETL, ETL-Sanitation	
	1 ea	Warranty: 3-Year parts & labor for bin	
	1 kt	HS-2034 Top Kit, 14", ABS	
			ITEM T
8		SPARE NO.	
9	3 ea	WATER FILTRATION SYSTEM, FOR ICE MACHINES	
		3M Purification Model No. ICE260-S (5624503) 3M™ Water Filtration Products Water Filter System, with shut-off valve, 18-1/16"H x 16-7/8"W x 5-3/8"D, standard water, dual cartridge manifold, built-in pressure gauge, inlet water shut-off valve, outlet check valve, max pressure of 125 psi at 100°F, 0.2 micron, 6.68 gpm flow rate, 70,000 gallons capacity, for sediment, chlorine taste & odor, scale, includes: (1) integral mounting bracket and (1) o-ring seal cartridge filter, 3/4" MNPT connections, NSF certified (for ice machines - cubers up to 3000lbs, flakers up to 4800lbs: Manitowoc I 2176, 3072, 3074, 3303, 3305, Scotsman C 2148, 2648, Hoshizaki KM 2100, 2500, Ice-O-Matic ICE 2106, 2107) (requires (2) cartridges)	
			ITEM T
10	3 ea	FLOOR TROUGH	
		Advance Tabco Model No. FRG-24 Floor Water Receptacle, 24"W x 12"D x 2" deep, 14 gauge 304 stainless steel, includes stainless steel subway grating constructed from 3/16" x 1" bars, NSF	
			ITEM T
11-12		SPARE NO.	
13	1 ea	SECURITY UNIT	
		Metro Model No. SEC33C Super Erecta® Security Unit, stationary, chrome plated finish, 38-1/2"W x 21-1/2"D x 66-13/16"H, no intermediate shelves, NSF	
	2 ea	1836NC Super Erecta® Shelf, wire, 36"W x 18"D, chrome plated finish, plastic split sleeves are included in each carton, NSF	
			ITEM T
14	1 ea	DISH CABINET	
		Eagle Group Model No. PC1560SE-CS-X Spec-Master® Series Plate Cabinet, open front, 60"W x 15"D, 14/304 stainless steel top, rolled front edge, 430 stainless steel cabinet body & fixed intermediate shelf, stainless steel legs & adjustable bullet feet, NSF (FLYER)	
			ITEM T
15	1 ea	REFRIGERATED WORK TOP	

Item	Qty	Description
		Continental Refrigerator Model No. SW60N Work Top Refrigerator, 60"W, 17.0 cu ft capacity, two-section, stainless steel flat top, (2) field rehingeable doors, stainless steel front & end panels, aluminum interior, rear mounted self-contained refrigeration, R290 Hydrocarbon refrigerant, 1/5 HP, cETLus, NSF, ENERGY STAR®
	1 ea	Standard warranty (for the United States & Canada Only): 3 year parts and labor; additional 4 year compressor part
	1 ea	115v/60/1-ph, 2.46 amps, cord, NEMA 5-15P, standard
	1 ea	Left Door hinged on left & right door hinged on right, standard
	1 st	50177-4 Casters, swivel, with brakes (5" diameter rubber tires) set of 4 (6" height)
ITEM T		
16	1 ea	HAND SINK Eagle Group Model No. HSAN-10-F-LRS-2X Packed 6 ea Hand Sink, wall mount, 9-3/4" x 13-1/2" x 6-3/4" deep bowl, 304 stainless steel construction, includes splash mounted faucet, left & right end splashes, basket drain, 1/2" NPS water inlet, deep-drawn seamless design-positive drain, inverted "V" edge, NSF (FLYER) Note: Soap and towel dispensers provided by Owner.
ITEM T		
17	5 ea	WIRE SHELVING Eagle Group Model No. 1836VG-X Packed 4 ea Shelf, wire, 36"W x 18"D, patented QuadTruss® design, includes (4) pairs of split sleeves per shelf, 800 lbs. capacity, Valu-Gard® green epoxy finish, NSF (FLYER)
	4 ea	P74-VG-X Post, stationary, 74"H, grooved in 1" increments, includes post cap & leveling bolt, Valu-Gard® green epoxy finish, NSF (FLYER)
ITEM T		
18		SPARE NO.
19	1 ea	TRASH RECEPTACLE Custom Model No. CUSTOM NIC - By OTHERS
20	11 ea	CORNER GUARD Eagle Group Model No. CG-O-48-X Outside Corner Guard, 2" x 2" x 48", includes adhesive tape backing, stainless steel (FLYER)
ITEM T		
21-22		SPARE NO.
23	1 ea	SECURITY UNIT

Item	Qty	Description
		Metro Model No. SEC53C Super Erecta® Security Unit, stationary, chrome plated finish, 38-1/2"W x 27-1/4"D x 66-13/16"H, no intermediate shelves, NSF
	1 ea	2436NC Super Erecta® Shelf, wire, 36"W x 24"D, chrome plated finish, plastic split sleeves are included in each carton, NSF
	1 ea	SEC55C Super Erecta® Security Unit, stationary, chrome plated finish, 50-1/2"W x 27-1/4"D x 66-13/16"H, no intermediate shelves, NSF
	1 ea	2448NC Super Erecta® Shelf, wire, 48"W x 24"D, chrome plated finish, plastic split sleeves are included in each carton, NSF
ITEM		
24	1 ea	OVERSHELF, CEILING MOUNTED TriMark Model No. CUSTOM 56" x 20" WIDE 14 GA. S/S (TWO TIER) OVERSHELF, CEILING MOUNTED ON S/S TUBULAR UPRIGHTS WITH CONCEALED FASTNERS. ANTI SWAY BARS GFI OUTLET IN PEDESTAL THREADED RODS AND ELECTRICAL WIRING BY OTHERS
ITEM		
25	5 ea	WIRE SHELVING Eagle Group Model No. 2430VG Packed 4 ea  Shelf, wire, 30"W x 24"D, patented QuadTruss® design, includes (4) pairs of split sleeves per shelf, 800 lbs. capacity, Valu-Gard® green epoxy finish, NSF
	10 ea	2436VG-X Shelf, wire, 36"W x 24"D, patented QuadTruss® design, includes (4) pairs of split sleeves per shelf, 800 lbs. capacity, Valu-Gard® green epoxy finish, NSF (FLYER)
	12 ea	P74-VG-X Post, stationary, 74"H, grooved in 1" increments, includes post cap & leveling bolt, Valu-Gard® green epoxy finish, NSF (FLYER) Note: Quantity quoted per floor plan and equipment schedule. Specs conflict.
ITEM		
26	1 ea	ROLL-IN REFRIGERATOR  Continental Refrigerator Model No. D2RIN-E Designer Line Extra-High Refrigerator, roll-in, two-section, self-contained refrigeration, stainless steel front, aluminum interior & ends, standard depth cabinet, full-height solid doors, cylinder locks, electronic control with digital display, hi-low alarm, unit comes standard with expansion valve, removable stainless steel ramps, R290 hydrocarbon refrigerant, 1/2 HP, cETLus, NSF
	1 ea	Standard warranty (for the United States & Canada Only): 3 year parts

Item	Qty	Description
		and labor; additional 4 year compressor part
	1 ea	115v/60/1-ph, 10.3 amps, cord & plug, standard
	1 ea	Left Door hinged on left & right door hinged on right, standard
		ITE
27	1 ea	MOBILE HEATED CABINET
		FWE / Food Warming Equipment Co., Inc. Model No. ETC-1826-17HD Heated Transport Cabinet, full height, non-insulated, (17) removable fixed slides 3" OC, for 18" x 26" pans or trays, (1) insulated door, stainless steel interior & exterior, recessed hand grip, cULus, UL EPH Classified, IPX4, CE
	1 ea	Two year limited parts & one year labor warranty, standard
	1 ea	120v/60/1-ph, 13 amps, 1565 watts, NEMA 5-15P, (USA)
	1 st	(6) 5" Casters standard: EZ Roll Heavy Duty Poly, (2) rigid, (4) swivel with brakes, standard
		NOTE: FWE is having a price increase effective October 1, 2022. The above item is priced to reflect the 10/1/22 increase
		ITE
28	1 ea	REACH-IN REFRIGERATOR
		Continental Refrigerator Model No. 2REN Extra-Wide Refrigerator, reach-in, 57"W, two-section, self-contained refrigeration, stainless steel front, aluminum interior & ends, standard depth, full-height solid doors, cylinder locks, electronic control with digital display, hi-low alarm, unit comes standard with expansion valve, electric condensate evaporator, R290 hydrocarbon refrigerant, 1/4 HP, cETLus, NSF, ENERGY STAR®
	1 ea	Standard warranty (for the United States & Canada Only): 3 year parts and labor; additional 4 year compressor part
	1 ea	115v/60/1-ph, 6.9 amps, cord, NEMA 5-15P, standard
	1 ea	Left Door hinged on left & right door hinged on right, standard
	1 ea	5" Casters, standard
		ITE
29	1 ea	COMBI OVEN, ELECTRIC
		Alto-Shaam Model No. CTP10-20E Combitherm® CT PROformance™ Combi Oven/Steamer, electric, boiler-free, countertop, capacity (11) 18" x 26" full size sheet or (22) 12" x 20" full size hotel pan (1/1 GN), PROtouch control with steam/convection/combi/retherm modes, removable single-point temperature probe, (2) power levels, (4) cooking modes, programmable cool-down, SafeVent™ steam venting, CombiClean PLUS™ with (5) cleaning levels, CoolTouch3™ glass window, door hinged right, high efficiency LED lighting, (2) side racks with (11) non-

Item	Qty	Description
		tilt support rails, stainless steel construction, adjustable stainless steel legs, EcoSmart®, cULus, UL EPH Classified, CE, IPX5, EAC, city-wide COA for New York City (Model CTP 10-20EVH)
1 ea		NOTE: Subject to Manufacturer's Terms & Conditions. See Documents Section
1 ea		It is the sole responsibility of the owner/operator/purchaser of this equipment to verify that the incoming water supply is comprehensively tested and, if required, provide a means of water treatment that would meet the compliance requirements with the manufacturers water quality standards published on the product spec sheet. Non-compliance with these minimum standards will potentially damage this equipment and/or components and VOID the original equipment manufacturers warranty
1 ea		Combitherm Factory Authorized Installation Program, for Table-top units (First unit only)
1 ea		Installation Program includes: <ol style="list-style-type: none"> 1. Travel within 60 miles (120 miles round-trip) of installer 2. Pre-installation site survey 3. Professionally reviewed and managed installation process 4. Assembly of purchased equipment 5. Assembly of any accessories 6. Placement and leveling of unit 7. Connection to existing utilities within three feet of unit 8. Mechanical to ensure proper function (Note: Installation of units outside of the 60 mile radius will require additional travel charges payable by the customer) <p>Installation Program does not include:</p> <ol style="list-style-type: none"> 1. Delivery to end user location 2. Unit must be within five feet of and have a clear and unobstructed path to final destination 3. Special licensing or permits 4. Overtime travel or labor 5. Removal of packing material 6. Removal and scrapping of old unit 7. Installation kit 8. Installation of water treatment systems (filters)
1 ea		5031203 Reverse Osmosis System, 5 gallon hydropneumatic storage tank, up to 175 gpd production, operates at line pressure (non-electric), particulate & chlorine reduction prefilter, mineral-addition cartridge, post-filter for chloramine reduction, full system bypass valve and valve-in-head system shut off, includes hose, tubing & fittings for installation, compact wall-mount processor with remote storage tank provides installation flexibility (Single Oven Application)
1 ea		Reverse Osmosis System Field Install Program
1 ea		ECOpower





Item	Qty	Description
	1 ea	208-240v/50/60/3-ph, 68.8-79.4 amps, 24.8-33kW, 2-1 AWG, NO cord or plug
	1 kt	5021527 Installation Kit, for electric CTP or CTC combi ovens, CPVC, rated up to 80.0 amps, per oven
	1 ea	Note: Please refer to Installation Program brochure for kit contents
	1 ea	10-20EVH PLUS Ventech PLUS Type 1 Hood with Condensation, with HEPA filter for smoke related vapor, for CTP10-20E & CTC10-20E, self-contained, two-speed high-powered fans, 1242-1410 CFM, includes (2) easy clean grease filters, (2) odor filters, stainless steel construction, 1.92 amps, 0.40 kW, cULus, UL EPA, ANSI/NSF 4, CE, EAC (not available with smoking feature, or units with recessed door) (All utilities are run through the oven, no additional hookups required)
	1 ea	Field install
	1 ea	Removable single-point temperature probe, standard
	4 ea	SH-22584 Shelf, stainless steel wire
	1 ea	5015711 Combitherm® Combi Oven Stand, mobile, 28-15/16" x 38-3/4" x 38-5/16" (734mm x 983mm x 972mm), with pan slides and shelf, spacing 2-11/16" (68mm), stainless steel, for 7-20 or 10-20
	1 ea	NOTE: Security options not available on recessed door models Confirm reverse osmosis spec 5 gallon tank specified Ten gallon tank recommended

ITEM


30	1 ea	PREP TABLE W/ SINK Eagle Group Model No. T30108SE-BS Spec-Master® Series Work Table, 108"W x 30"D, 4-1/2"H backsplash, 14/300 series stainless steel top, rolled front edge, adjustable 18/300 series stainless steel undershelf with marine edge, Uni-Lok® gusset system, stainless steel legs & adjustable bullet feet, NSF
	1 ea	E30 End splash, factory installed, welded, per end, all heights (left end)
	1 ea	E24A-MOD Sink, 20" x 20" x 12" bowl, complete with 8" OC deck mount faucet holes & basket drain (right end)
	1 ea	-TB Twist bracket, per drain
	1 ea	336002 Twist Handle Drain, 2" NPS connection
	1 ea	305428 Sink Cover, fits 20" x 20" sink bowl, stainless steel Note: Faucet provided by others.




ITEM





31	1 ea	DECK MOUNT FAUCET
----	------	--------------------------



Item	Qty	Description
		T&S Brass Model No. 8-0221-CR-K-F10 Pantry Faucet, double, deck mount, 8" centers, 12" swivel nozzle, quarter-turn Cerama cartridges with check valves, lever handles, 1.0 GPM aerator, 1/2" NPT, low lead, ADA Compliant, (B-0425-M)
		ITEM T
32	2 ea	SHELVING, WALL MOUNTED Eagle Group Model No. WS12108-16/3 Shelf, wall-mounted, 108"W x 12"D, rolled front edge, 1-1/2"H up-turn on sides & rear, includes stainless steel mounting brackets stud welded to shelf, 16/300 series stainless steel construction, NSF
		ITEM T
33	3 ea	INDUCTION RANGE, COUNTERTOP Equipex Model No. BRIC 2500 Adventys Induction Range, electric, countertop, (1) burner, capacitive touch controls, (25) power levels, (110) temperature levels, built-in timer, vitroceramic glass surface, automatic pan detection, (2) integral cooling fans per zone and grease filter, stainless steel construction, 208/240v/60/1-ph, 2.5kW, 11.0/12.0 amps, NEMA 6-20P, cETLus, ETL-Sanitation, NSF 4 3 ea Limited 2 year parts & labor warranty
		ITEM T
34	1 ea	PLATING TABLE TriMark Model No. CUSTOM 120" x 42" 14GA S/S TOP WORKTABLE WITH S/S UNDERSHELF TOP SOUND DEADENING - MASTIC, BRUSH / SPRAY ON S/S CHANNEL UNDERBRACING (6) CASTERS, 6 HAVING SWIVEL STOPPER MECHANISM FOR USE IN WORKTABLES
		ITEM T
35	6 ea	DECORATIVE LAMP Hatco Model No. DL-750 Decorative Heat Lamp, Standard, (1) bulb type (not included), 8-1/2"H x 11" diameter shade, 250 watt max, CE, cULus, UL EPH Classified, Made in USA
		
	1 ea	NOTE: Sale of this product must comply with Hatco's Minimum Resale Price Policy; consult order acknowledgement for details
	1 ea	NOTE: The decorative lamp & Luminaires are NOT returnable
	6 ea	120v/60/1-ph, 250 watt (Decorative lamp only) standard
	6 ea	WHITE-CTD-120 Lamp Bulb, 250 Watt clear, coated
	6 ea	BLACK Black, designer color (available at time of purchase only)


Item	Qty	Description
	6 ea	BLACK Black, designer color (available at time of purchase only)
	6 ea	RT Mounting Style - Retractable mount to track adapter (specify cord & track color) - retractable cord mount to track adapter, adjusts from 33-3/8" to 71-7/8" (available at time of purchase only)
	6 ea	L Switch Location - Lower (available at time of purchase only)
	6 ea	DL-CORD-BK Black Cord, standard, (CL, CU, CT, RL mounts only) (available at time of purchase only)
	1 ea	DL-TRACK-8B Track Mount Bar, 8', black
	6 ea	DL-ADAPT-BK Black Track Adapter (CT, RT, ST mounts only)
	1 ea	NOTE: Includes 24/7 parts & service assistance, call 800-558-0607
ITEM T		
36	1 ea	MOP SINK CABINET Eagle Group Model No. F1916-VSCS-DR Mop Sink Cabinet, double width, 47-1/2"W x 22-1/4"D x 84-1/4"H, slanted top, holds (2) mops, (2) hinged doors with transverse rod handles & keyed locks, 8" deep mop sink with service faucet (in right cabinet), (1) fixed shelf above mop sink, (3) fixed shelves in left cabinet, includes 30" spray hose & spray hose bracket, 430 stainless steel construction, NSF
	1 ea	SPECPART Rear panel for mop sink cabinet, 18/400 series stainless steel
ITEM T		
37	1 ea	WALL / SPLASH MOUNT FAUCET T&S Brass Model No. B-0655-BSTP-CR Service Sink Faucet, 8" centers, wall mount, lever handles, vacuum breaker, built-in-stops, polished chrome finish, 1/2" NPT, quarter-turn Cerama cartridges, low lead, ADA Compliant
ITEM T		
38	2 ea	HAND SINK Eagle Group Model No. HSA-10-F-LRS-2X Packed 7 ea Hand Sink, wall mount, 13-1/2" wide x 9-3/4" front-to-back x 6-3/4" deep bowl, 304 stainless steel construction, left & right end splashes, splash mount gooseneck faucet, basket drain, 1/2" NPS water inlet, deep-drawn seamless design-positive drain, inverted "V" edge, NSF (FLYER) Note: Soap and towel dispensers provided by Owner.
ITEM T		
39	1 ea	REACH-IN REFRIGERATOR






Item	Qty	Description
		Continental Refrigerator Model No. 1RSN Refrigerator, reach-in, one-section, self-contained refrigeration, stainless steel front, aluminum interior & ends, shallow depth, full-height solid door, cylinder lock, electronic control with digital display, hi-low alarm, unit comes standard with expansion valve, electric condensate evaporator, R290 Hydrocarbon refrigerant, 1/4 HP, cETLus, NSF
	1 ea	Standard warranty (for the United States & Canada Only): 3 year parts and labor; additional 4 year compressor part
	1 ea	115v/60/1-ph, 5.2 amps, cord, NEMA 5-15P, standard
	1 ea	Door hinged on right, standard
	1 ea	5" Casters, standard
ITEM		
40	1 ea	BEVERAGE COUNTER Eagle Group Model No. SPECPART Spec-Master® Marine Series Beverage Counter, 60"W x 30"D, 14/300 series stainless steel top, 10"H backsplash, box marine edge on front & sides, sink on left with deck mount faucet, urn trough on right with louvered insert & 1-1/2" drain, (2) hinged doors on front, 8" OC rack slides for (3) glass racks, Uni-Lok® gusset system, includes Z-clip wall mounting bracket, stainless steel cabinet, legs, & adjustable bullet feet, NSF
	1 ea	OMIT *No splash-mount DCO
ITEM		
41	1 ea	COFFEE BREWER Custom Model No. CUSTOM NIC - By OTHERS
42	1 ea	WATER FILTRATION SYSTEM, FOR COFFEE BREWERS 3M Purification Model No. BREW130 MS Packed 4 ea (5616103) 3M™ Water Filtration Products Water Filter System, 19-3/4"H x 4-1/2"D, valve-in-head, standard water, single vessel, SQC style, 1/4-turn shut off valve, max pressure of 125 psi at 100°F, for cyst, sediment, chlorine taste and odor, scale, 0.5 micron, 1.67 gpm flow rate, 14,000 gallons capacity, includes: (1) integral mounting bracket and 91) o-ring seal cartridge filter, 3/8" FNPT connections, NSF certified (for coffee/tea brewers)
ITEM		
43	1 ea	TWO (2) COMPARTMENT SINK Eagle Group Model No. FN2040-2-24R-14/3 Spec-Master® FN Series Sink, two compartment, 69-1/2"W x 27"D, 14/300 series stainless steel top, coved corners, 20" x 20" x 14" deep compartments, 24" drainboard on right, 9-1/2"H backsplash with 1" upturn & tile edge, 8" OC splash mount faucet holes, rolled edges on front & sides, includes 3-1/2" basket drains, stainless steel




Item	Qty	Description
		crossbracing on all sides, stainless steel legs & adjustable bullet feet, NSF
	1 ea	E30 End splash, factory installed, welded, per end, all heights (left end)
	2 ea	-TB Twist bracket, per drain
	2 ea	341189 Twist Handle Drain, 1-1/2 or 2" NPS connection
		Note: Faucet provided by others.
ITEM		
44	1 ea	PRE-RINSE FAUCET ASSEMBLY
		T&S Brass Model No. B-0133-12CRBJST EasyInstall Pre-Rinse Unit, 8" wall mount, add on faucet 12" swivel nozzle, Cerama cartridges with check valves, lever handles, 18" riser, 44" flexible stainless steel hose, 1.07 GPM, accessory fitting, wall bracket, low lead, NSF (B-0230-K)
ITEM		
45	1 ea	POT RACK
		Eagle Group Model No. WSP1236 Wall Shelf, wall mount with pot rack, 36"W x 12"D, rolled front edge, 1-1/2"H up-turn on sides & rear, 304 stainless steel pot rack bar, includes (3) double-prong stainless steel hooks, 16/430 stainless steel, construction, NSF
	2 ea	300696-X Pot Hook, stainless steel (FLYER)
ITEM		
46	1 ea	GLASS WASHER
		NIC Model No. BY VENDOR
47-49		SPARE NO.
50		SPARE NO.
51	1 ea	GLASS WASHER
		NIC Model No. BY VENDOR
52	1 ea	UNDERBAR ADD-ON UNIT
		Krowne Model No. KR24-T14L Royal Series Underbar Trash Station, 14"W x 24"D (to match speedrail), opening in top for trash disposal, fits slim jim (up to 30" high), lift-up front door, stainless steel front & sides, (2) legs on left, NSF (TRASH RECEPTACLE NOT INCLUDED)
	1 ea	SJ-TC Trash Can, gray, 23 gallon, 30"H x 11"W x 20"D
ITEM		
53	1 ea	UNDERBAR SINK UNITS



Item	Qty	Description	
		Krowne Model No. KR24-MS12 Royal Series Underbar Speed Unit, 12"W x 24"D, 10" x 12" x 6" deep sink bowl, splash mount Royal Series faucet, high performance push-down glass rinser faucet with pressure regulator, removable perforated top, stainless steel top, front & sides, galvanized steel back & bottom, stainless steel legs with adjustable thermoplastic bullet feet, NSF	
	1 ea	6-1/2" High Backsplash, standard	
	1 ea	30-160 Perforated Basket, 6" deep, for 10" x 14" & 10" x 12" dump sinks, plastic	
	1 ea	21-443L Krowne Royal Series E-Z Install Water Line Kit, wall mount, 22" long	
			ITEM T
54		SPARE NO.	
55	1 ea	ICE BIN	
		Krowne Model No. KR19-36-10 Royal Series Underbar Ice Bin/Cocktail Unit, built-in 10-circuit cold plate, 36"W x 19"D O.A., 110-lb ice capacity, 12" deep stainless steel bin liner, 3/4" x 3-1/2" Soda Line cut out in backsplash, 1/2" drain, stainless steel top, front & sides, galvanized steel back & bottom, stainless steel legs with adjustable thermoplastic bullet feet, NSF	
	1 ea	6-1/2" High Backsplash, standard	
	1 ea	SC36H-8W Underbar Ice Bin Partial Cover with Set of (2) plastic bottle wells, for 36"W x 19"D stainless steel, NSF	
	1 ea	RS-36 Royal Series Single Speed Rail, built-in, 36"W x 5"D, sound deadened bottom, stainless steel construction, NSF	
			ITEM T
56	1 ea	BOTTLE STORAGE UNIT	
		Krowne Model No. KR24-ML12 Royal Series Underbar Liquor Display, freestanding, space maximizing design, 12"W x 24"D, (5) bottle steps with guard rails, (15) bottle capacity, stainless steel top, front, & sides, galvanized steel back & bottom, stainless steel legs with adjustable thermoplastic bullet feet, NSF	
	1 ea	This unit is built to order and cannot be returned	
	1 ea	6-1/2" High Backsplash, standard	
			ITEM T
57	1 ea	HAND SINK	
		Krowne Model No. KR24-12ST Royal Series Underbar Hand Sink Unit, free standing, 12"W x 24"D x 36-1/2"H.O.A. (to match speedrail depth), 10"W x 12"D front-to-back x 7" deep sink bowl, splash mount Royal Series faucet, built-in soap & towel dispenser, stainless steel top, front, & sides, stainless steel legs with adjustable thermoplastic bullet feet, NSF	



Item	Qty	Description	
	1 ea	6-1/2" High Backsplash, standard	
	1 ea	KR-313 Royal Series Side Splash, left & right sides, for KR24 series	
	1 ea	21-443L Krowne Royal Series E-Z Install Water Line Kit, wall mount, 22" long	
			ITEM T
58		SPARE NO.	
59	1 ea	BACK BAR CABINET, REFRIGERATED Krowne Model No. BS60 Refrigerated Back Bar Storage Cabinet, two-section, 60"W x 24"D, side mounted self-contained refrigeration, 30°F to 40°F temperature range, (2) hinged doors with locks, (2) adjustable shelves & floor rack per door, digital thermostat, LED interior lights, includes condensate evaporator pan, stainless steel interior, R290 Hydrocarbon refrigerant, 1/4 HP, 115v/60/1-ph, 2.2 amps, cord with NEMA 5-15P, NSF7 Open Food Certified, ETL-Sanitation, ETLus	
			
	1 ea	1 year parts & labor warranty, 5 year compressor warranty, standard	
	1 ea	L - Left compressor location	
	1 ea	S - Stainless steel top	
	1 ea	30°F - 40°, standard	
	1 ea	S - Stainless steel door	
	1 ea	L - Left hinge location, first door	
	1 ea	S - Stainless steel door	
	1 ea	R - Right hinge location, second door	
	1 ea	White LED interior lighting, standard	
	1 st	BC-132 Casters, 2" low profile with brakes (set of 4), plate, raises unit 3"	
			ITEM T
60-70		SPARE NO.	
71	1 ea	POS SYSTEM NIC Model No. BY OTHERS	
72-99		SPARE NO.	
100	1 ea	MOP SINK CABINET Eagle Group Model No. F1916-VSCS Mop Sink Cabinet, single width, 25"W x 22-1/4"D x 84-1/4"H, slanted top, holds (2) mops, (2) hinged doors with transverse rod handles & keyed locks, 8" deep mop sink with service faucet, (1) 12"D fixed overhead shelf, includes 30" spray hose & spray hose bracket, 430 stainless steel construction, NSF	
			
	1 ea	SPECPART Rear panel for mop sink cabinet, 18/400 series stainless steel	
			ITEM T
101	1 ea	WALL / SPLASH MOUNT FAUCET	

Item	Qty	Description
		T&S Brass Model No. B-0655-BSTP-CR Service Sink Faucet, 8" centers, wall mount, lever handles, vacuum breaker, built-in-stops, polished chrome finish, 1/2" NPT, quarter-turn Cerama cartridges, low lead, ADA Compliant
		ITE
102	2 ea	HAND SINK Eagle Group Model No. HSN-10-F-LRS-2X Packed 6 ea Hand Sink, wall mount, 9-3/4" x 13-1/2" x 6-3/4" deep bowl, 304 stainless steel construction, includes splash mounted faucet, left & right end splashes, basket drain, 1/2" NPS water inlet, deep-drawn seamless design-positive drain, inverted "V" edge, NSF (FLYER) Note: Soap and towel dispensers provided by Owner.
		ITE
103	1 ea	TRASH RECEPTACLE Custom Model No. CUSTOM NIC - By OTHERS
104	1 ea	CLEAN DISHTABLE TRIMARK UNITED EAST Model No. CUSTOM 14 GA. S/S CLEAN DISHTABLE/3COMP SINK - 174" x 30" - RAISED ROLLED EDGES, S/S GUSSETS, LEGS AND FEET OVER SIZE FACTORY WELD ON S/S TOP 10" HIGH BACK SPLASH 20" X 20" X 14" SINK TWIST HANDLE WASTE WITH OVERFLOW TWIST WASTE HANDLE BRACKET FLUSH SINK COMPARTMENT COVER SINK COVER STORAGE UNDER TOP TOP SOUND DEADENING - MASTIC, BRUSH / SPRAY ON S/S CHANNEL UNDERBRACING S/S FLUSH APRON ON SINKS 16 GA. S/S PERFORATED UNDERSHELF (APPROX. 24" LONG) FLANGED FEET
		ITE
105	1 ea	PRE-RINSE FAUCET ASSEMBLY, WITH ADD ON FAUCET T&S Brass Model No. B-0133-14CRB8SK EasyInstall Pre-Rinse Unit, 8" wall mount, 14" EasyInstall add-on faucet, Cerama cartridges with check valves, lever handles with color coded indexes, 18" rigid riser, 44" flexible stainless steel hose, 1.07 GPM JetSpray spray valve, 6" adjustable wall bracket, installation kit, 1/2" NPT, low lead, NSF, cCSAus (B-0108 & B-0230-K) 1 ea 3 year limited warranty, standard
		ITE
105	1 ea	WALL / SPLASH MOUNT FAUCET

Item	Qty	Description	
		T&S Brass Model No. 8-0290-04 Big-Flo Mixing Faucet, wall mount, 8" adjustable centers, 12" swing nozzle with plain end outlet, 4" wrist handles with color coded indexes, low-lead, 3/4" female NPT, ANSI, NSF, ADA Compliant	
ITEM			
106	1 ea	SHELVING, WALL MOUNTED Eagle Group Model No. WS1024-16/3 Shelf, wall-mounted, 24"W x 10"D, rolled front edge, 1-1/2"H up-turn on sides & rear, includes stainless steel mounting brackets stud welded to shelf, 16/300 series stainless steel construction, NSF	
			
ITEM			
107	1 ea	POT RACK Eagle Group Model No. WM72PR-X Pot Rack, wall mount, 72"W x 12"D x 16"H, double-bar design, constructed of 3/16" x 2" stainless steel flat bar, includes (12) double-pronged pot hooks, NSF (FLYER)	
			
ITEM			
108		SPARE NO.	
109	1 ea	DISHTABLE SORTING SHELF Eagle Group Model No. 606297-X Rack Shelf, tubular design, wall mounted, 42"W x 15-1/2"D x 12"H, 1-5/8"Dia. tubing 14/304 stainless steel, KD (FLYER)	
			
ITEM			
110	1 ea	DISHTABLE SORTING SHELF Eagle Group Model No. 606299-X Rack Shelf, tubular design, wall mounted, 84"W x 15-1/2"D x 12"H, 1-5/8"Dia. tubing 14/304 stainless steel, KD (FLYER)	
			
ITEM			
111	1 ea	CONVEYOR DISHWASHER NIC Model No. BY VENDOR	
112	1 ea	PANT LEG TRIMARK UNITED EAST Model No. CUSTOM 58" LONG, PANT LEG HOOD	
ITEM			
113	1 ea	SOILED DISHTABLE TRIMARK UNITED EAST Model No. CUSTOM	

Item	Qty	Description	
		14 GA. S/S "U" SHAPED SOILED DISHTABLE - 78" x 103" x 78" LONG x 30" & 36" WIDE - RAISED ROLLED EDGES, S/S GUSSETS 10" HIGH BACK SPLASH S/S ENCLOSED BACK OF BACKSPLASH AT HAND SINK ONLY 20" x 20" x 8" PRE RINSE SINK WITH SCRAP BASKET AND RACK GUIDES TWIST HANDLE WASTE WITH OVERFLOW TWIST WASTE HANDLE BRACKET DISHTABLE CORNER TURN FIELD JOINT (CUSTOMER TO VERIFY WELDED OR BOLTED TYPE) METAL THICK LEFT AND BACK SPLASH AT HAND SINK 9" x 9" x 8" COVED NSF SINK BOWL BASKET WASTE FOR 3-1/2" OPENING TRAY LANDING LEDGE ON DISHTABLE - 1" TURN UP AT 45 DEGREES TOP SOUND DEADENING - MASTIC, BRUSH / SPRAY ON S/S CHANNEL UNDERBRACING 16 GA. S/S PERFORATED UNDERSHELF (APPROX. 67" LONG) 16 GA. S/S PERFORATED UNDERSHELF (APPROX. 30" LONG) PROVIDE S/S ANGLES FOR CUSTOMERS UNDERCOUNTER DISHWASHER (ITEM # 117 BY OTHERS) FLANGED FEET	ITEM
114	1 ea	PRE-RINSE FAUCET ASSEMBLY  T&S Brass Model No. B-0133-CR-B08 EasyInstall Pre-Rinse Unit, 8" wall mount, 44" flex hose, 6" wall bracket, 18" riser, overhead spring, ceramic cartridge, lever handle, 1.07 GPM spray valve, 1/2" NPT, EPA2005 compliant, (B-0108)	ITEM
115	2 ea	DECK MOUNT FAUCET  T&S Brass Model No. B-0325-CR Mixing Faucet, deck mount, 4" adjustable centers, 5-3/4" swivel gooseneck spout with Series 1 stream regulator outlet (includes lock washer to convert to rigid), lever handles with color-coded indexes, quarter-turn Cerama cartridges with check valves, polished chrome- plated brass body & tubular spout, 1/2" NPT female inlets, low lead, cCSAus, ADA Compliant(replaces B-0326)	ITEM
116	8 ea	WIRE SHELVING  Eagle Group Model No. 2448VG-X Packed 4 ea Shelf, wire, 48"W x 24"D, patented QuadTruss® design, includes (4) pairs of split sleeves per shelf, 800 lbs. capacity, Valu-Gard® green epoxy finish, NSF (FLYER)	
	8 ea	P74-VG-X Post, stationary, 74"H, grooved in 1" increments, includes	

Item	Qty	Description
		post cap & leveling bolt, Valu-Gard® green epoxy finish, NSF (FLYER) Note: Please verify total number of shelving units required. Floor plan shows (2) units. Specs and equipment schedule note (4) units.
		ITE
117	1 ea	UNDERCOUNTER GLASSWASHER NIC Model No. BY VENDOR
118- 119		SPARE NO.
120	1 ea	BACK BAR CABINET, REFRIGERATED Krowne Model No. BS60  Refrigerated Back Bar Storage Cabinet, two-section, 60"W x 24"D, side mounted self-contained refrigeration, 30°F to 40°F temperature range, (2) hinged doors with locks, (2) adjustable shelves & floor rack per door, digital thermostat, LED interior lights, includes condensate evaporator pan, stainless steel interior, R290 Hydrocarbon refrigerant, 1/4 HP, 115v/60/1-ph, 2.2 amps, cord with NEMA 5-15P, NSF7 Open Food Certified, ETL-Sanitation, ETLus 1 ea 1 year parts & labor warranty, 5 year compressor warranty, standard 1 ea L - Left compressor location 1 ea S - Stainless steel top 1 ea 30°F - 40°, standard 1 ea S - Stainless steel door 1 ea L - Left hinge location, first door 1 ea S - Stainless steel door 1 ea R - Right hinge location, second door 1 ea White LED interior lighting, standard 1 st BC-132 Casters, 2" low profile with brakes (set of 4), plate, raises unit 3"
		ITE
121	1 ea	DROP-IN SINK Advance Tabco Model No. DI-1-5SP  Drop-In Sink, 1-compartment, 12"W x 18-1/2"D O.A., 10"W x 14"D front-to-back x 5" deep bowl, 6" backsplash, 6" tapered side splash, includes: gooseneck deck mounted faucet 4" O.C. & 3-1/2" stainless steel drain with basket, 20/304 stainless steel, NSF (mounting brackets & nuts included) 1 ea K-52OMIT To Delete Faucet
		ITE
122		SPARE NO.
123	1 ea	COFFEE BREWER Custom Model No. CUSTOM NIC - By OTHERS

Item	Qty	Description
124	2 ea	WATER FILTRATION SYSTEM, FOR COFFEE BREWERS  3M Purification Model No. BREW130-MS Packed 4 ea (S616103) 3M™ Water Filtration Products Water Filter System, 19-3/4"H x 4-1/2"D, valve-in-head, standard water, single vessel, SQC style, 1/4-turn shut off valve, max pressure of 125 psi at 100°F, for cyst, sediment, chlorine taste and odor, scale, 0.5 micron, 1.67 gpm flow rate, 14,000 gallons capacity, includes: (1) integral mounting bracket and 91) o-ring seal cartridge filter, 3/8" FNPT connections, NSF certified (for coffee/tea brewers)
ITEM		
125	1 ea	ESPRESSO CAPPUCCINO MACHINE  Grindmaster-UNIC-Crathco Model No. PY2 (1011-007) UNIC Pony2 Espresso Machine, 2 group, super automatic, for professional ESE pods (Will make 1 or 2 coffees simultaneously per group head), 6.3 liter boiler capacity, 6 programmable volume keys, solid stainless steel steam arm, (1) hot water dispenser with flow regulation, cup warmer, twin pressure gauge for pump & steam, full size rotary vane pump, direct drain pan to hose connection, automated back-flushing cycle for daily cleaning, stainless steel panels & welded steel framework, includes: 4-position cup riser, cleaning kit, automated SteamAir temperature controlled foamer, stainless steel braided hose for water (1/2" NPT) & drain line, 110v/60/1-ph, 1700 watts, 20 amps (plug not included), cETLus, ETL-Sanitation 1 ea Installation, parts & labor warranty for 1 year, standard 1 ea INSTALLTERMS The installation, start, & adjust program includes limited installation, equipment inspection, equipment start-up, & operator training at a single location 35 miles or less from a GMCW™ Authorized Service Provider. The customer must provide the following for installation: 1. Appropriate electric service within 4 feet of the machine's location for electric hook-up including appropriate heavy duty grounded receptacle with its own breaker. 2. Access to cold water with minimum of 30 psi pressure with adequate shut-off valve within 6 feet of the machine's location on units requiring water line hook-up. 3. Adequate drain availability for flexible drain hose on units requiring water line hook-up. 4. Adequate & appropriate space to position unit. *Additional charges (i.e. removal of old equipment, work required to reach compliance with installation requirements above, travel time

Item	Qty	Description	
		outside stated radius, or other expenses outside normal installation situation) are the responsibility of the customer.	
	1 ea	Year 1 Preventative Maintenance. Two visits per year, includes replacement of the brew modules. Water filtration is reviewed separately from this program	
			ITEM
126- 127		SPARE NO.	
128	1 ea	SHELVING, WALL MOUNTED Eagle Group Model No. WS1248-16/3 Shelf, wall-mounted, 48"W x 12"D, rolled front edge, 1-1/2"H up-turn on sides & rear, includes stainless steel mounting brackets stud welded to shelf, 16/300 series stainless steel construction, NSF	
	1 ea	WS1572-16/3 Shelf, wall-mounted, 72"W x 15"D, rolled front edge, 1-1/2"H up-turn on sides & rear, includes stainless steel mounting brackets stud welded to shelf, 16/300 series stainless steel construction, NSF	
			ITEM
129	1 ea	HOT FOOD WELL UNIT, DROP-IN, ELECTRIC Alto-Shaam Model No. 1100-RW Halo Heat® Hot Food Round (Soup) Well, Drop-In, Electric, 11 quart capacity, adjustable thermostatic controller, stainless steel construction, EcoSmart®, cULus, UL EPH ANSI/NSF 4	
	1 ea	NOTE: Subject to Manufacturer's Terms & Conditions. See Documents Section	
	1 ea	120v/50/60/1-ph, 4.2 amps, .5kW, 6' cord, NEMA 5-15P (90° plug), standard	
	1 ea	Cord located on back of control box, standard	
			ITEM
130	1 ea	CHEFS COUNTER TRIMARK UNITED EAST Model No. CUSTOM 282" x 43" CHEF'S COUNTER CONSISTING OF THE FOLLOWING: 14GA. S/S TOP COUNTER - 282" x 33" - S/S BOTTOM AND MID SHELVES WHERE SHOWN, S/S LEGS AND FEET ROUGHING CHASE BUILT INTO COUNTER 282" x 10" OPEN SHELF PLATE STORAGE CABINET WITH BOTTOM & INTERMEDIATE SHELVES WHERE SHOWN. OVER SIZE FACTORY WELD ON S/S TOP FIELD JOINT (CUSTOMER TO VERIFY WELDED OR BOLTED TYPE) TOP SOUND DEADENING - MASTIC, BRUSH / SPRAY ON S/S CHANNEL UNDERBRACING SPACE FOR CUSTOMERS ROLL-IN REFRIGERATED PREP TABLE (ITEM #	

Item	Qty	Description
		135 BY OTHERS) 18" x 18" x 12" DEEP COVERED NSF SINK BOWL TWIST HANDLE WASTE WITH OVERFLOW TWIST WASTE HANDLE BRACKET FLUSH SINK COMPARTMENT COVER SINK COVER STORAGE UNDER TOP SINK ENCLOSURE WITH (2) DOORS RECESSED HANDLE BUILD IN (EACH) CUSTOMER'S HOT FOOD WELL (ITEM # 133 BY OTHERS) S/S APRON FOR CONTROLS METAL THICK SPLASH ON 3 SIDES AT HAND SINK 10" x 14" x 8" COVERED NSF SINK BOWL BASKET WASTE FOR 3-1/2" OPENING SINK ENCLOSURE WITH DOOR RECESSED HANDLE C FOLD TOWEL DISPENSER - BUILT INTO FRONT FACIA PANEL PROVIDE SPACE FOR CUSTOMERS UNDERCOUNTER REFRIGERATOR (ITEM # 142 BY OTHERS) SPACE FOR CUSTOMERS ROLL-IN REFRIGERATED PREP TABLE (ITEM # 136 BY OTHERS) BUILD IN (EACH) CUSTOMER'S SOUP WELL (ITEM #999 BY OTHERS) S/S APRON FOR CONTROLS ADJUSTABLE INTERMEDIATE SHELF ENCLOSURE WITH (2) DOORS TO CONCEAL LOAD CENTER (LOAD CENTER BY OTHERS) RECESSED HANDLE GFI OUTLET IN BACK PANEL MOUNTED IN RECESSED HOUSING GFI OUTLET IN PEDESTAL S/S LEFT & RIGHT ENDS LOAD CENTER AND WIRING BY OTHERS.


I

130	1 ea	HAND SOAP / SANITIZER DISPENSER Advance Tabco Model No. K-12 Soap Dispenser, deck mounted (for use with hand sinks & drop in hand sinks with deck mounted faucets only)
-----	------	---







ITEM

131	1 ea	DECK MOUNT FAUCET T&S Brass Model No. B-0325-CR Mixing Faucet, deck mount, 4" adjustable centers, 5-3/4" swivel gooseneck spout with Series 1 stream regulator outlet (includes lock washer to convert to rigid), lever handles with color-coded indexes, quarter-turn Cerama cartridges with check valves, polished chrome- plated brass body & tubular spout, 1/2" NPT female inlets, low lead,
-----	------	--







Item	Qty	Description
		cCSAus, ADA Compliant(replaces B-0326)
		ITEM
132	1 ea	DECK MOUNT FAUCET T&S Brass Model No. B-0221-CR-K-F10 Pantry Faucet, double, deck mount, 8" centers, 12" swivel nozzle, quarter-turn Cerama cartridges with check valves, lever handles, 1.0 GPM aerator, 1/2" NPT, low lead, ADA Compliant, (B-0425-M)
		ITEM
133	1 ea	HOT FOOD WELL UNIT, DROP-IN, ELECTRIC Alto-Shaam Model No. 100-HW/D6 Halo Heat® Hot Food Well Unit, Drop-In, Electric, (1) 12" x 20" full-size pan capacity (pans NOT included), 6-3/8" deep well, hold 6" deep pans, adjustable thermostatic controller, stainless steel construction, EcoSmart®, cULus, UL EPH Classified, CE, IPX3, TUV NORD
	1 ea	NOTE: Subject to Manufacturer's Terms & Conditions. See Documents Section
	1 ea	120v/50/60/1-ph, 5.0 amps, 0.6kW, 6 ft. cord, NEMA 5-15P, standard
	1 ea	Cord located on back of control box, standard
		ITEM
134	3 ea	HEAT LAMP Hatco Model No. GRA-54 Glo-Ray® Infrared Strip Heater, 54" W, standard wattage, tubular metal heater rod, single heater rod housing, aluminum construction, 925 watts, NSF, CE, cULus, Made in USA
	1 ea	NOTE: Sale of this product must comply with Hatco's Minimum Resale Price Policy; consult order acknowledgement for details
	1 ea	NOTE: Includes 24/7 parts & service assistance, call 800-558-0607
	3 ea	One year on-site parts & labor warranty, plus one additional year parts only warranty on all Glo-Ray metal sheathed elements
	3 ea	120v/60/1-ph
	3 ea	RMB-3A Remote Control Enclosure, (1) infinite switch, (for 120 volt only)
	3 ea	BLACK Black, designer color RMB housing (available at time of purchase only)
	3 ea	The color selected is considered custom & is NOT returnable
	3 ea	No Tandem selection
	3 ea	STANDARD Clear Anodized Aluminum housing, finish, standard (available at time of purchase only)
	3 pr	ADJ ANGLE Adjustable angle bracket, pair
		ITEM
135	1 ea	SANDWICH / SALAD PREPARATION REFRIGERATOR

Item	Qty	Description
		Continental Refrigerator Model No. SW48N12-FB Sandwich Unit, Front Breather, 48"W, 13.4 cu ft capacity, two-section, (12) 1/6 size x 4" deep pans with 12" cutting board, (2) field rehingeable doors, stainless steel top, front & end panels, aluminum back & interior, unit comes standard with expansion valve, 3-3/4" casters, rear mounted self-contained refrigeration, automatic hot gas condensate evaporator, R290 hydrocarbon refrigerant, 1/4 hp, cETLus, NSF
	1 ea	Standard warranty (for the United States & Canada Only): 3 year parts and labor; additional 4 year compressor part
	1 ea	115v/60/1-ph, 4.5 amps, cord, NEMA 5-15P, standard
	1 ea	Left Door hinged on left & right door hinged on right, standard
ITEM		
136	1 ea	SANDWICH / SALAD PREPARATION REFRIGERATOR Continental Refrigerator Model No. SW48N12-FB Sandwich Unit, Front Breather, 48"W, 13.4 cu ft capacity, two-section, (12) 1/6 size x 4" deep pans with 12" cutting board, (2) field rehingeable doors, stainless steel top, front & end panels, aluminum back & interior, unit comes standard with expansion valve, 3-3/4" casters, rear mounted self-contained refrigeration, automatic hot gas condensate evaporator, R290 hydrocarbon refrigerant, 1/4 hp, cETLus, NSF
	1 ea	Standard warranty (for the United States & Canada Only): 3 year parts and labor; additional 4 year compressor part
	1 ea	115v/60/1-ph, 4.5 amps, cord, NEMA 5-15P, standard
	1 ea	Left Door hinged on left & right door hinged on right, standard
ITEM		
137	3 ea	POS Custom Model No. CUSTOM NIC - By OTHERS
138	1 ea	CEILING MOUNTED OVERSHELVES TRIMARK UNITED EAST Model No. CUSTOM 278" x 24" WIDE 14 GA. S/S (TWO TIER) OVERSHELF, CEILING MOUNTED ON S/S TUBULAR UPRIGHTS WITH CONCEALED FASTNERS. FIELD JOINT (CUSTOMER TO VERIFY WELDED OR BOLTED TYPE) MOUNTING CUSTOMERS HEAT LAMP (WIRING BY OTHERS) (ITEM # 134 BY OTHERS) ANTI SWAY BARS 14 GA S/S 4" PANEL FOR MOUNTING DATA OUTLET ELECTRICAL OUTLET AND DATA PORT GFI OUTLET IN PEDESTAL TICKET MINDER - 36" LONG ALLOY RAIL, WALL OR SHELF MOUNT THREADED RODS AND WIRING BY OTHERS.


Item	Qty	Description	ITEM
139	1 ea	REACH-IN UNDERCOUNTER FREEZER  Continental Refrigerator Model No. SWF27N-U-D Undercounter Freezer, 27"W, 7.4 cu ft capacity, one-section, (2) drawers, accommodates (1) 12 x 20 x 6 pan per drawer (supplied by others), stainless steel front, top & end panels, aluminum interior, 1-3/8" diameter plate casters, front breathing, rear-mounted self-contained refrigeration, R290 Hydrocarbon refrigerant, 1/4 HP, cETLus, NSF 1 ea Standard warranty (for the United States & Canada Only): 3 year parts and labor; additional 4 year compressor part 1 ea 115v/60/1-ph, 4.8 amps, cord, NEMA 5-15P, standard	ITEM
140	1 ea	WORK TABLE TRIMARK UNITED EAST Model No. CUSTOM 72" x 32" 14GA S/S TOP WORKTABLE WITH INTEGRAL BACKSPLASH AND S/S CROSSBRACING 6" HIGH BACK SPLASH 14" X 18" X 12" SINK OFF SET DRAIN TWIST HANDLE WASTE WITH OVERFLOW TWIST WASTE HANDLE BRACKET FLUSH SINK COMPARTMENT COVER SINK COVER STORAGE UNDER TOP RECESSED TOP SECTION FOR CUTTING BOARD 18" x 5" RICHLITE CUTTING BOARD TOP SOUND DEADENING - MASTIC, BRUSH / SPRAY ON S/S CHANNEL UNDERBRACING PROVIDE SPACE FOR CUSTOMERS UNDERCOUNTER FREEZER (ITEM # 139 BY OTHERS)	ITEM
141	1 ea	MINI PRE-RINSE FAUCET ASSEMBLY  T&S Brass Model No. MPZ-2DLN-06-CR Mini Pre-Rinse Unit, spring action, 6" swing nozzle, ceramics, lever handles	ITEM
142	1 ea	UNDERCOUNTER REFRIGERATOR  Continental Refrigerator Model No. SW48N-U-D Undercounter Refrigerator, 48"W, 13.4 cu ft capacity, two-section, (4) drawers, accommodates (1) 12 x 18 x 6 pan per drawer or (1) 1/2 x 6 pan & (1) 1/3 x 6 pans per drawer capacity (supplied by others), stainless steel front, top & end panels, aluminum interior, 1-3/8" diameter plate casters, front breathing, rear-mounted self-contained refrigeration, R290 Hydrocarbon refrigerant, 1/5 hp, cETLus 1 ea Standard warranty (for the United States & Canada Only): 3 year parts	ITEM

Item	Qty	Description
		and labor; additional 4 year compressor part
	1 ea	115v/60/1-ph, 2.46 amps, cord, NEMA 5-15P, standard
ITEM		
143	1 ea	FRYER BATTERY, GAS Pitco Frialator Model No. SSH55R-2FD Solstice Supreme™ High Efficiency Prepackaged Fryer System with Solstice™ Filter Drawer System, gas, (2) 40-50 lb. oil capacity full tanks, solid state controls, boil out & melt cycle, drain valve interlock, matchless ignition, self-clean burner, downdraft protection, stainless steel tank, front & sides, under-fryer drawer filtration, total 200,000 BTU (-FF), CSA Flame, CSA Star, NSF, CE
	1 ea	1 year parts and labor warranty from the date of installation up to a maximum of 15 months from the date of manufacture (with appropriate documentation), standard
	1 ea	Natural gas
	1 ea	Digital Controller
	1 ea	115v/60/1-ph, 1.7 amps
	1 ea	Contact factory for cord information
	1 ea	115v/60/1-ph, 7.0 amps
	1 ea	Contact factory for cord information
	1 ea	Filter flush hose, each
	1 ea	P6072145 Basket, (2) oblong/twin size, 13-1/2" x 6-1/2" x 5-3/4" deep, long handle, regular mesh (shipped std (n/c) with models "T" SG14, SG14R, SSH55, SE14, SE14X, SE14B, SG14T, 35+, 45+, fryer batteries shipped with (1) per fryer
	2 ea	Stainless steel splashguard (6")
	1 st	B3901504 Casters, 9" adjustable swivel non-lock rear & lock front casters, for battery of (2) Solstice gas and electric fryers, batteries and retherms
ITEM		
144	1 ea	GRIDDLE, GAS, COUNTERTOP Vulcan Model No. MSA36 Heavy Duty Griddle, countertop, gas, 36" W x 24" D cooking surface, 1" thick polished steel griddle plate, embedded mechanical snap action thermostat every 12", millivolt pilot safety, manual ignition, low profile, stainless steel front, sides, front grease trough, 4" back & tapered side splashes, 4" adjustable legs, 81,000 BTU, CSA Star, CSA Flame, NSF
	1 ea	1 year limited parts & labor warranty, standard
	1 ea	Natural gas (specify elevation if over 2,000 ft.)
ITEM		
145	1 ea	CHARBROILER, GAS, COUNTERTOP

Item	Qty	Description
		Vulcan Model No. VACB36 Achiever Charbroiler, countertop, 36", (6) 17,000 BTU cast iron burners, infinite heat control valves, fully welded chassis, (1) drip tray, stainless steel front, sides & top trim, backsplash & grease trough, 4" adjustable legs, 102,000 BTU, CSA, NSF
	1 ea	1 year limited parts & labor warranty, standard
	1 ea	Natural gas (specify elevation if over 2,000 ft.)
ITEM		
146	1 ea	EQUIPMENT STAND, REFRIGERATED BASE
		Continental Refrigerator Model No. D72GN Refrigerator Griddle Stand, two-section, (4) drawers, two drawers accommodates (1) 12" x 20" x 6" & (1) 6" x 20" x 6", two drawers accommodates (2) 12" x 20" x 6", stainless steel top with drip guard marine edge, stainless steel exterior & interior, electronic control with digital display, hi-low alarm, unit comes standard with expansion valve, self-contained refrigeration, R290 hydrocarbon refrigerant, 1/4 HP, 10' cord, cETLus, NSF
	1 ea	Standard warranty (for the United States & Canada Only): 3 year parts and labor; additional 4 year compressor part
	1 ea	115v/60/1-ph, 4.2 amps, cord, NEMA 5-15P, standard
	1 ea	Condensing unit on the right, standard
	1 ea	Flat top (non-marine edge)
	1 ea	Casters, 3" diameter, 4"H overall, standard
	1 ea	Stainless steel top extension, 3"
	1 ea	NOTE: Please specify to the left, right or centered **CENTERED - TO BE VERIFIED ON PO**
ITEM		
147	1 ea	HD RANGE, 36", 6 OPEN BURNERS
		Vulcan Model No. V6B36S V Series Heavy Duty Range, gas, 36", (6) 35,000 BTU open burners, cast iron grates, standard oven, stainless steel front, front top ledge, sides, base, burner box & stub back, 6" adjustable legs, 260,000 BTU, CSA, NSF
	1 ea	1 year limited parts & labor warranty, standard
	1 ea	Natural gas (specify elevation if over 2,000 ft.)
	1 ea	PRESREG-NA11/4 1-1/4" NPT pressure regulator (Natural gas)
	1 ea	1-1/4" rear gas connection, standard
	1 ea	Rear gas connection: cap & cover, both ends
	1 ea	36RB-N Salamander Broiler, natural gas, 36" wide, 50,000 BTU heavy duty burner, dual control, (6) grid positions, removable pan, stainless steel front, top & sides, 3/4" gas connection & pressure regulator
	1 ea	1 year limited parts & labor warranty, standard
	1 ea	V36RR Reinforced Riser, for standard or convection ovens (if mounting

Item	Qty	Description	
		a 36" cheesemelter or either of the salamanders on a back riser above the heavy duty range, you must add this)	
	1 ea	PLUMBIN-KIT Inter-plumbing gas connection kit (requires rear gas connection on range), for connecting 36RB/36IRB to heavy duty V-Series ranges	
	1 st	CASTERS-RR4 Casters, 5" (set of 4) (2 with locks)	
		NOTE: The V36B36S has a 36RB-N mounted above on a Reinforced Riser; You can not mount a V36SD single deck high riser on this piece as well as noted in written spec. The V36SD is NOT quoted on this item.	
			ITEM
148	1 ea	HD RANGE, 12", 2 OPEN BURNERS Vulcan Model No. V2B12B V Series Heavy Duty Range, gas, 12", (2) 35,000 BTU open burners, cast iron grates, storage base with cabinet doors, stainless steel front, front top ledge, sides, base, burner box & stub back, 6" adjustable legs, 70,000 BTU, CSA, NSF	
			
	1 ea	1 year limited parts & labor warranty, standard	
	1 ea	NOTE: Rear gas connection not available on this model. Unit must be gassed from the front & manifolded with another unit for rear gas connection.	
	1 ea	Natural gas (specify elevation if over 2,000 ft.)	
	1 ea	PRESREG-NA11/4 1-1/4" NPT pressure regulator (Natural gas)	
	1 ea	1-1/4" front manifold connection, standard	
	1 ea	Front manifold location to be specified	
	1 ea	V12ST22 Single-deck height riser, no shelf, non-overlapping, 12"	
	1 st	CASTERS-RR4 Casters, 5" (set of 4) (2 with locks)	
		NOTE: (1) The written specs did not call for a single high riser, but the elevation drawing show one. Quoted a single deck high riser 12" no shelf. PLEASE VERIFY	


ITEM




149	1 ea	CONVECTION OVEN, GAS Vulcan Model No. VC44GD Convection Oven, gas, double-deck, standard depth, solid state controls, electronic spark igniters, 60 minute timer, (5) nickel plated racks per oven, 8" high legs, stainless steel front, top & sides, stainless steel doors with windows, (2) 50,000 BTU, NSF, CSA Star, CSA Flame, ENERGY STAR®	
			
	1 ea	1 year limited parts & labor warranty, standard	
	1 ea	Natural gas (specify elevation if over 2,000 ft.)	


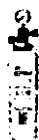


Item	Qty	Description	
	1 ea	(2) 120v/60/1-ph, 15.4 amps total, (2) cords with plugs, standard	
	1 ea	Gas manifold piping included with stacking kit to provide single point gas connection	
	1 st	Casters, set of (4) in lieu of standard legs	
			ITEM
150	4 kt	GAS CONNECTOR HOSE KIT / ASSEMBLY T&S Brass Model No. HG-4D-36SK Packed 1 kt Safe-T-Link Gas Connector Kit, 3/4" connection, 36" hose, stainless steel braiding with extruded coating, (1) Quick-Disconnect, (2) Swivelink fittings, (1) 90° elbow, ball valve, restraining cable adjustable for 3' to 5', 220,000 BTU / hr minium flow capacity	
			ITEM
150	1 kt	GAS CONNECTOR HOSE KIT / ASSEMBLY T&S Brass Model No. HG-4E-36SK Packed 1 kt Safe-T-Link Gas Connector Kit, 1" connection, 36" hose, stainless steel braiding with extruded coating, (1) Quick-Disconnect, (2) Swivelink fittings, (1) 90° elbow, ball valve, restraining cable adjustable for 3' to 5', 380,000 BTU / hr minium flow capacity	
			ITEM
150	1 kt	GAS CONNECTOR HOSE KIT / ASSEMBLY T&S Brass Model No. HG-4F-36SK Packed 1 kt Safe-T-Link Gas Connector Kit, 1-1/4" connection, 36" hose, stainless steel braiding with extruded coating, (1) Quick-Disconnect, (2) Swivelink fittings, (1) 90° elbow, ball valve, restraining cable adjustable for 3' to 5', 620,000 BTU / hr minium flow capacity	
			ITEM
151	1 ea	WALL PANEL TRIMARK UNITED EAST Model No. CUSTOM (1) LOT OF 20GA. S/S WALL PANELS - 216" LONG, TOP OF COVE BASE TO BOTTOM OF EXHAUST HOOD, LENGTH OF THE EXHAUST HOOD - TO INCLUDE VERTICAL "T" STRIPS AND END CAPS 18GA PANELS NOT AVAILABLE, QUOTED STANDARD 20GA PANELS.	
			ITEM
152	1 ea	EXHAUST HOOD Captive-Aire Model No. CUSTOM Hood #1 Job #5630500 5424ND-2-PSP-F - 9ft 6" Long Exhaust-Only Wall Canopy Hood with 18" Wide Front Perforated Supply Plenum with Built-in 3" Back Standoff - 430 SS Where Exposed	





Item	Qty	Description
		<ul style="list-style-type: none"> - FILTER - 16" tall x 16" (15.625" by 15.625") wide Stainless Steel Captrate Solo filter with hook, ETL Listed. Particulate capture efficiency: 85% efficient at 9 microns, 76% efficient at 5 microns. Used on hoods shipped AFTER 7/27/17. - Recessed Round LED fixture and LED Light, 3500 K warm output. - EXHAUST RISER - Factory installed 16" Diameter X 4" Height - SUPPLY RISER - 12"x 24" Supply Riser with Volume Dampers - 1/2 Pint Grease Cup New Style, Flanged Slotted - FIELD WRAPPER 18.00" High Front, Left - LEFT QUARTER END PANEL 23" Top Width, 0" Bottom Width, 23" High 430 SS - Parts required to mount prewire sensor in capture volume of hood. Sensor installed directly in line with center of riser and in center of capture volume front to back. Sensor supplied from ECP tied to hood.
		Hood #2 Job #5630500
		5424ND-2-PSP-F - 8ft 6" Long Exhaust-Only Wall Canopy Hood with 18" Wide Front Perforated Supply Plenum with Built-in 3" Back Standoff
		<ul style="list-style-type: none"> - 430 SS Where Exposed - FILTER - 16" tall x 16" (15.625" by 15.625") wide Stainless Steel Captrate Solo filter with hook, ETL Listed. Particulate capture efficiency: 85% efficient at 9 microns, 76% efficient at 5 microns. Used on hoods shipped AFTER 7/27/17. - Recessed Round LED fixture and LED Light, 3500 K warm output. - EXHAUST RISER - Factory installed 16" Diameter X 4" Height - SUPPLY RISER - 12"x 28" Supply Riser with Volume Dampers - 1/2 Pint Grease Cup New Style, Flanged Slotted





Item	Qty	Description
		<ul style="list-style-type: none"> - FIELD WRAPPER 18.00" High Front, Right - RIGHT QUARTER END PANEL 23" Top Width, 0" Bottom Width, 23" High 430 SS - Parts required to mount prewire sensor in capture volume of hood. Sensor installed directly in line with center of riser and in center of capture volume front to back. Sensor supplied from ECP tied to hood.
		ITE
152A	1 ea	ELECTRICAL SYSTEM Captive-Aire Model No. CUSTOM Electrical System #1 Job #5630500 DCV-2111 Demand Control Ventilation, w/ control for 2 Exhaust Fans, 1 Supply Fan, Exhaust on in Fire, Lights out in Fire, Fans modulate based on duct temperature. INVERTER DUTY 3 PHASE MOTOR REQUIRED FOR USE WITH VFD. Room temperature sensor shipped loose for field installation. Verify distance between VFD and Motor; additional cost could apply if distance exceeds 50 feet. Includes 2 Duct Thermostat kits. <ul style="list-style-type: none"> - ESV152N02YXB571 - Variable Frequency Drive - 2 HP Max., 200/240 V, Single or Three Phase Input, 7.0 A Max., NEMA 1 Enclosure, with 2RJ-45 FOR MODBUS - ESV152N02YXB571 - Variable Frequency Drive - 2 HP Max., 200/240 V, Single or Three Phase Input, 7.0 A Max., NEMA 1 Enclosure, with 2RJ-45 FOR MODBUS - ESV222N02YXB571 - Variable Frequency Drive - 3 HP Max., 200/240 V, Single or Three Phase Input, 9.6 A Max., NEMA 1 Enclosure, with 2RJ-45 FOR MODBUS - 20 wide X18 tall X8.62 deep SS HINGED ELECTRICAL BOX NEMA 1 - VENTED. Includes Fan Filter Assembly. -USED ON CONTROL PANELS WITH VFD(S). - Digital Prewire Lighting Relay Kit. Includes hood lighting relay & terminal blocks. Allows for up to 1400W of lighting each. - Thermistor CABLE - 18/2 AWG GREEN WHITE, plenum rated. USED for thermistor duct stat.

Item	Qty	Description	
ITEM T			
152B	1 ea	FACTORY SERVICES Captive-Aire Model No. CUSTOM Factory Services Service Design Verification for CASLink. Service Design Verification for Demand Control Ventilation Service Design Verification for Hood Service Design Verification Mileage Charge: (78.0) x 2 = 156.0 total miles	
ITEM T			
153	1 ea	ANSUL TRIMARK UNITED EAST Model No. CUSTOM Included with Line #89902	
154		SPARE NO.	
155	1 ea	PASTA COOKER, GAS  Pitco Frialator Model No. SSPG14 Solstice Supreme™ Pasta Cooker, gas, 12 gallon capacity, marine grade stainless steel tank, 4 button digital controller/timer, self-cleaning burner system, down draft protection, stainless steel exterior, (Pasta baskets not included) 60,000 BTU, NSF, CE, CSA Flame, CSA Star 1 ea 5 years parts only cooking vessel warranty from the date of manufacture, standard 1 ea Natural gas 1 ea No basket lift, standard 1 ea 120V/60/1-ph, 1.0 amps, cord & plug (pasta cooker without basket lifts) standard 1 ea Energy saving water flow regulator (available on Gas Units only) 1 ea Standard waterfill 1 ea Water quick disconnect, self closing single hand operation water supply hose 1 ea B4512702 Large Bulk Pasta Basket, 16" x 13-1/4" x 10" 1 ea B2103001 Tank Cover, without basket lifts, 18 gauge light duty, for models: SSPE14 & SSPG14 (without basket lifts) 1 st B3901504 Casters, 9" adjustable swivel non-lock rear & lock front casters, for battery of (2) Solstice gas and electric fryers, batteries and retherms	
ITEM T			
156		SPARE NO.	
157		SPARE NO.	
158-		SPARE NO.	



Item	Qty	Description
159		
160	20 ea	WIRE SHELVING  Eagle Group Model No. 1848VG-X Packed 4 ea Shelf, wire, 48"W x 18"D, patented QuadTruss® design, includes (4) pairs of split sleeves per shelf, 800 lbs. capacity, Valu-Gard® green epoxy finish, NSF (FLYER) 5 ea 2130VG Shelf, wire, 30"W x 21"D, patented QuadTruss® design, includes (4) pairs of split sleeves per shelf, 800 lbs. capacity, Valu-Gard® green epoxy finish, NSF 10 ea 2148VG Shelf, wire, 48"W x 21"D, patented QuadTruss® design, includes (4) pairs of split sleeves per shelf, 800 lbs. capacity, Valu-Gard® green epoxy finish, NSF 28 ea P74-VG-X Post, stationary, 74"H, grooved in 1" increments, includes post cap & leveling bolt, Valu-Gard® green epoxy finish, NSF (FLYER) ITEM T
161	1 ea	BUN / SHEET PAN RACK  Channel Manufacturing Model No. 411A Bun Pan Rack, All-Welded, Standard Heavy-Duty Series, 28.5"W x 18"D x 70.25"H, Aluminum Construction, Side Load, 3" Angle Spacing, (20) 18" x 26" pans, 5" Swivel Plate Casters model # CPS45U, Made in USA, NSF, 33lbs. (ITEM WEIGHT ONLY), weight does not include 50 lbs. for pallet weight 1 ea Lifetime warranty against rust and corrosion ITEM T
162	1 ea	ICE FLAKER  Hoshizaki Model No. F-450MAJ Ice Maker, Flake-Style, 22"W, air-cooled, self-contained condenser, production capacity up to 492 lb/24 hours at 70°/50° (395 lb AHRI certified at 90°/70°), stainless steel finish, Advanced CleanCycle24™, R-404A refrigerant, 115v/60/1-ph, 10.8 amps, NSF, UL 1 ea Warranty: 3-Year parts & labor on entire machine 1 ea Warranty: 5-Year parts on compressor & air cooled condenser 1 ea B-500SF Ice Bin, 30"W, top hinged front-opening door, 500-lb ice storage capacity, for top-mounted ice maker, stainless steel exterior, painted legs included, protected with H-GUARD Plus Antimicrobial Agent, ETL, ETL-Sanitation 1 ea Warranty: 3-Year parts & labor for bin 1 kt HS-2033 Top Kit, 8", ABS 1 ea HS-5607 Scoop Holder Kit ITEM T
163	1 ea	FUTURE EQUIPMENT Custom Model No. CUSTOM


Item	Qty	Description
NIC - By OTHERS		
164	1 ea	ICE MAKER, CUBE-STYLE  Hoshizaki Model No. KM-1100MAJ Ice Maker, Cube-Style, 30"W, air-cooled, self-contained condenser, production capacity up to 1087 lb/24 hours at 70°/50° (935 lb AHRI certified at 90°/70°), stainless steel finish, crescent cube style, R-404A refrigerant, 208-230v/60/1-ph, 12.5 amps, NSF, UL 1 ea Warranty: 3-Year parts & labor on entire machine 1 ea Warranty: 5-Year parts & labor on evaporator 1 ea Warranty: 5-Year parts on compressor & air-cooled condenser 1 ea B-700SF Ice Bin, 44"W, top-hinged front-opening door, 700-lb ice storage capacity, for top-mounted ice makers, stainless steel exterior, painted legs included, protected with H-GUARD Plus Antimicrobial Agent, ETL, ETL-Sanitation 1 ea Warranty: 3-Year parts & labor for bin 1 kt HS-2034 Top Kit, 14", ABS
		ITEM
165	2 ea	WATER FILTRATION SYSTEM, FOR ICE MACHINES  3M Purification Model No. ICE160-S (5616303) 3M™ Water Filtration Products Water Filter System, with shut-off valve & gauge, 17-5/8"H x 5"D, standard water, single vessel, max pressure of 125 psi at 100°F, 0.2 micron, 3.34 gpm flow rate, 35,000 gallons capacity, for cyst, bacteria, sediment, chlorine taste and odor, scale, includes: (1) integral mounting bracket and (1) o-ring seal cartridge filter, 1/2" FNPT connections, NSF certified (for ice machines - cubers up to 1450lbs, flakers up to 2400lbs: Manitowoc I 1202, 1203, 1204, 1205, 1402, 1403, 1404, 1405, 1474, 1492, 1494; Scotsman C1030, 1448; Hoshizaki KM 1301, 1340; Ice-O-Matic ICE 1006, 1007, 1406, 1407; Koolaire K 1350; Atosa YR450, YR800)
		ITEM
166	1 ea	WORK TABLE  Eagle Group Model No. T3060SE-BS Spec-Master® Series Work Table, 60"W x 30"D, 4-1/2"H backsplash, 14/300 series stainless steel top, rolled front edge, adjustable 18/300 series stainless steel undershelf with marine edge, Uni-Lok® gusset system, (4) stainless steel legs & adjustable bullet feet, NSF
		ITEM
167	1 ea	WORK TABLE  Eagle Group Model No. SPECFAB Spec-Master® Series Work Table, 72"W x 30"D, 4-1/2"H backsplash, 14/300 series stainless steel top, rolled front edge, partial length adjustable 18/300 series stainless steel undershelf with marine edge (on left), clearance for U/C refrigerator (on right), Uni-Lok® gusset

Item	Qty	Description
		system, (6) stainless steel legs, crossbracing & adjustable bullet feet, NSF
		ITEM
168	1 ea	CABINET, COOK / HOLD / OVEN
		Winston Foodservice Model No. CHVS-04UV CVap® Cook & Hold Oven, electric, half-size, one compartment, insulated, convection cooking, accommodates (4) 18" x 26" sheet pans or (8) 13" x 18" sheet pans or (8) 12" x 20" hotel pans, load limit 65 lbs (29.25 kg) per rack, (1) field reversible hinged solid door, magnetic door handle, C-Touch control with processor, HACCP temperature downloads, USB & audio ports, auto water fill, stainless steel interior & exterior, CE, UL EPH ANSI/NSF4, cUL, UL-Sanitation
	1 ea	1 year limited warranty is standard (excluding gaskets, lamps, hoses, power cords, glass panels & evaporators) - for equipment operated in the US & Canada
	1 ea	208v/60/1-ph, 4803 watts, 23.0 amps, (US) NEMA 6-30P
	1 ea	Right hand
	1 ea	1" wheels
		ITEM
169	1 ea	WORK TABLE W/ SINKS
		Eagle Group Model No. SPECFAB Spec-Master® Series Work Table, 72"W x 30"D, 4-1/2"H backsplash, 14/300 series stainless steel top, rolled front edge, adjustable 18/300 series stainless steel undershelf with marine edge, Uni-Lok® gusset system, stainless steel legs & adjustable bullet feet, NSF
	2 ea	E24 Sink, 18" x 20" x 12" bowl & basket drain (centered)
	1 st	E44 Deck mount faucet holes, 8" OC
	2 ea	300721-X Lever Handle Drain, 2" IPS connection (FLYER)
		Note: Faucet provided by others.
		ITEM
170	1 ea	DECK MOUNT FAUCET
		T&S Brass Model No. B-0221-CR-K-F10 Pantry Faucet, double, deck mount, 8" centers, 12" swivel nozzle, quarter-turn Ccrama cartridges with check valves, lever handles, 1.0 GPM aerator, 1/2" NPT, low lead, ADA Compliant, (B-0425-M)
		ITEM
171	2 ea	FLOOR TROUGH
		Advance Tabco Model No. FRG-24 Floor Water Receptacle, 24"W x 12"D x 2" deep, 14 gauge 304 stainless steel, includes stainless steel subway grating constructed from 3/16" x 1" bars, NSF

Item	Qty	Description	ITEM T
172	1 ea	SHELVING, WALL MOUNTED Eagle Group Model No. WS1260-16/3  Shelf, wall-mounted, 60"W x 12"D, rolled front edge, 1-1/2"H up-turn on sides & rear, includes stainless steel mounting brackets stud welded to shelf, 16/300 series stainless steel construction, NSF	
	2 ea	WS1272-16/3 Shelf, wall-mounted, 72"W x 12"D, rolled front edge, 1-1/2"H up-turn on sides & rear, includes stainless steel mounting brackets stud welded to shelf, 16/300 series stainless steel construction, NSF	
ITEM T			
173	1 ea	POT RACK Eagle Group Model No. SBPR-24-S  Pot Rack, wall mount, 24"W, single-bar design, 3/16" x 2" flat bar, includes (2) double-pronged pot hooks, stainless steel construction, NSF	
	1 ea	300696-X Pot Hook, stainless steel (FLYER)	
ITEM T			
174	1 ea	EQUIPMENT STAND, FOR MIXER / SLICER Eagle Group Model No. MS3024S  Mixer Stand, stationary, 24"W x 30"D x 24"H, 16/300 series stainless steel top with 600 lbs. capacity, rolled front edge, stainless steel adjustable undershelf with 150 lbs. capacity, Uni-Lok® gusset system, stainless steel legs with adjustable stainless steel bullet feet, NSF	
	1 st	CA4-SB-X Table Casters, set of (4), 4" diameter, (2) swivel & (2) swivel/brake, 115 lbs. capacity per caster, zinc with resilient tread, NSF (FLYER)	
ITEM T			
175	1 ea	PLANETARY MIXER Globe Model No. SP20  Planetary Mixer, bench model, 20 qt. (19 liter) capacity, 3-speed (fixed), #12 hub, includes: stainless steel removable bowl guard with built-in ingredient chute, 20 qt. stainless steel bowl, aluminum spiral dough hook, stainless steel wire whip & aluminum flat beater, interlocked bowl lift, gear driven motor, front-mounted touchpad controls with 60-minute digital timer & last batch recall, non-slip rubber feet, cast iron body, enamel gray finish, 1/2 HP, 115v/60/1-ph, 6.0 amps, cord, NEMA 5-15P, NSF, cETLus	
	1 ea	2 year parts & labor warranty (1 year parts only warranty on agitator and hub accessories, no labor provided) (excludes wear items), standard	
ITEM T			


Item	Qty	Description
176	1 ea	<p>WALK-IN COOLER</p> <p>American Panel Corporation Model No. CUSTOM American Panel Two Compartment L-Shaped Walk-In, model #J090922B. Overall exterior dimensions to be 14'-3.5" X 8'-8.5" X 9'-6" high. Freezer interior dimensions to be 8'-0.5" X 4'-0" X 8'-10.25" high with 4" Insulated Floor. Interior floor finish to be .100 Smooth Aluminum. Cooler interior dimensions to be 5'-7.75" X 9'-3.5" X 8'-10.25" high with 4" Insulated Floor. Interior floor finish to be .100 Smooth Aluminum. Interior wall finish to be 26 ga. white stucco galv. steel, interior ceiling to be 26 ga. white stucco galv. steel, exposed exterior to be 22 ga. STUCCO Stainless Steel, unexposed exterior to be 26 ga. stucco acrylume.</p> <p>(2) 34" X 77" flush mount magnetic infitting door with cam-rise hinges, padlockable deadbolt handle (exterior doors only), closer, brushed hardware, fully programmable Intelligent Controller (IC) featuring audio/visual temperature alarm with digital thermometer, high & low set points, energy saving door frame heater wire, vapor proof light & switch with pilot light.</p> <p>Accessories to include:</p> <p>(2) Flex. Strip Curtain, up to 36" x 77" Opening (1) Floor Ramp, Interior (24" deep) for up to 42" door (56) 48" High Wall Protection (wainscot), 1/10" alum. treadplate (1) 1/10" alum treadplate on 46" Door/Frame (48" high) (3) Door Kickplate, 1/10" aluminum treadplate, 48" High, <37" Door (2) Vision Window, 14" x 14" heated (2) LED Light Fixture, Cooler & Freezer, 48" 2-lamp (-40°F or higher operating temp.) (2) Trim Strips, 3" x 3", 22 ga. Stucco Stainless Steel (20) Closure Panel to 10' ceiling, 22 ga. stainless steel (1) Column Notch, 1' & 1', up to 22 sq. ft. wall, with Floor (non-stainless steel)</p> <p>Refrigeration to be of the Preassembled Remote Refrigeration System variety and located outdoors. System #1 to have a 4,565 BTUH system capacity, sized for a walk-in heatload of 3,778 BTUH. System #2 to have a 8,156 BTUH system capacity, sized for a walk-in heatload of 5,512 BTUH. System #1 to be 1.25 HP hermetic scroll air cooled (FFAL-A14Z-TFC-075, 208/230/60/3, 10.8) with a BTUH matched standard Intelligen evaporator coil (BEL0045BS6EE, 0.5A (Fans), 4.6A (Htrs.)). System #2 to be 1 HP hermetic scroll air cooled (FFAM-A10Z-TFC-075, 208/230/60/3, 7.6) with a BTUH matched standard Intelligen evaporator coil (BEL0060BS6AM, 0.5A (Fans), 0A (Htrs.)).</p> <p>Refrigeration accessories to include:</p>

Item	Qty	Description
		(2) Galv Weather Cover (2) Steel Compressor Mounting Stand (2) Winterization Controls, Remote (2) One-year Labor Warranty on Pre-Assemb. Remote Refrig. Systems
		ITEM TOT
177	1 ea	EVAPORATOR COIL American Panel Corporation Model No. CUSTOM Included with Line #176
178	1 ea	COMPRESSOR American Panel Corporation Model No. CUSTOM Included with Line #176
179	1 ea	WALK-IN FREEZER American Panel Corporation Model No. CUSTOM Included with Line #176
180	1 ea	EVAPORATOR COIL American Panel Corporation Model No. CUSTOM Included with Line #176
181	1 ea	COMPRESSOR American Panel Corporation Model No. CUSTOM Included with Line #176
182	2 ea	BUN / SHEET PAN RACK  Channel Manufacturing Model No. 400A Bun Pan Rack, All-Welded, Standard Heavy-Duty Series, 20.5"W x 26"D x 70.25"H, Aluminum Construction, End Load, 2" Angle Spacing, (30) 18" x 26" or (60) 13" x 18" pans (2 per shelf), 5" Swivel Plate Casters model # CPS45U, Made in USA, NSF, 45lbs. (ITEM WEIGHT ONLY), weight does not include 50 lbs. for pallet weight 2 ea Lifetime warranty against rust and corrosion
		ITEM TOT
183	15 ea	WIRE SHELVING  Eagle Group Model No. 2142VG Packed 4 ea Shelf, wire, 42"W x 21"D, patented QuadTruss® design, includes (4) pairs of split sleeves per shelf, 800 lbs. capacity, Valu-Gard® green epoxy finish, NSF 12 ea P74-VG-X Post, stationary, 74"H, grooved in 1" increments, includes post cap & leveling bolt, Valu-Gard® green epoxy finish, NSF (FLYER)
		ITEM TOT
184	5 ea	WIRE SHELVING

Item	Qty	Description
		Eagle Group Model No. 2154VG Packed 2 ea Shelf, wire, 54"W x 21"D, patented QuadTruss® design, includes (4) pairs of split sleeves per shelf, 600 lbs. capacity, Valu-Gard® green epoxy finish, NSF
	4 ea	P74-VG-X Post, stationary, 74"H, grooved in 1" increments, includes post cap & leveling bolt, Valu-Gard® green epoxy finish, NSF (FLYER)
ITEM T		
185	10 ea	WIRE SHELVING Eagle Group Model No. 2130VG Packed 4 ea Shelf, wire, 30"W x 21"D, patented QuadTruss® design, includes (4) pairs of split sleeves per shelf, 800 lbs. capacity, Valu-Gard® green epoxy finish, NSF
		8 ea P74-VG-X Post, stationary, 74"H, grooved in 1" increments, includes post cap & leveling bolt, Valu-Gard® green epoxy finish, NSF (FLYER)
ITEM T		
186	5 ea	WIRE SHELVING Eagle Group Model No. 1848VG-X Packed 4 ea Shelf, wire, 48"W x 18"D, patented QuadTruss® design, includes (4) pairs of split sleeves per shelf, 800 lbs. capacity, Valu-Gard® green epoxy finish, NSF (FLYER)
		4 ea P74-VG-X Post, stationary, 74"H, grooved in 1" increments, includes post cap & leveling bolt, Valu-Gard® green epoxy finish, NSF (FLYER)
ITEM T		
187	6 ea	CORNER GUARD Eagle Group Model No. CG-O-48-X Outside Corner Guard, 2" x 2" x 48", includes adhesive tape backing, stainless steel (FLYER)
ITEM T		
188- 189		SPARE NO.
190	1 ea	BACK BAR CABINET, REFRIGERATED Krowne Model No. BS84 Refrigerated Back Bar Storage Cabinet, three-section, 84"W x 24"D, side mounted self-contained refrigeration, 30°F to 40°F temperature range, (3) hinged doors with locks, (2) adjustable shelves & floor rack per door, digital thermostat, LED interior lights, includes condensate evaporator pan, stainless steel interior, R290 Hydrocarbon refrigerant, 1/3 HP, 115v/60/1-ph, 2.7 amps, cord with NEMA 5-15P, NSF7 Open Food Certified, ETL-Sanitation, ETLus





Item	Qty	Description
	1 ea	1 year parts & labor warranty, 5 year compressor warranty, standard
	1 ea	L - Left compressor location
	1 ea	S - Stainless steel top
	1 ea	30°F - 40°, standard
	1 ea	S - Stainless steel door
	1 ea	L - Left hinge location, first door
	1 ea	S - Stainless steel door
	1 ea	L - Left hinge location, second door
	1 ea	S - Stainless steel door
	1 ea	R - Right hinge location, third door
	1 ea	White LED interior lighting, standard
	1 st	BC-133 Casters, 2" low profile with brakes (set of 6), plate, raises unit 3"

ITEM T

191	1 ea	BACK BAR CABINET, REFRIGERATED Krowne Model No. BS84  Refrigerated Back Bar Storage Cabinet, three-section, 84"W x 24"D, side mounted self-contained refrigeration, 30°F to 40°F temperature range, (3) hinged doors with locks, (2) adjustable shelves & floor rack per door, digital thermostat, LED interior lights, includes condensate evaporator pan, stainless steel interior, R290 Hydrocarbon refrigerant, 1/3 HP, 115v/60/1-ph, 2.7 amps, cord with NEMA 5-15P, NSF7 Open Food Certified, ETL-Sanitation, ETLus
	1 ea	1 year parts & labor warranty, 5 year compressor warranty, standard
	1 ea	R - Right compressor location
	1 ea	S - Stainless steel top
	1 ea	30°F - 40°, standard
	1 ea	S - Stainless steel door
	1 ea	L - Left hinge location, first door
	1 ea	S - Stainless steel door
	1 ea	L - Left hinge location, second door
	1 ea	S - Stainless steel door
	1 ea	R - Right hinge location, third door
	1 ea	White LED interior lighting, standard
	1 st	BC-133 Casters, 2" low profile with brakes (set of 6), plate, raises unit 3"





ITEM T

192		SPARE NO.
193		SPARE NO.
194		SPARE NO.
195	1 ea	UNDERBAR SINK UNITS

Item	Qty	Description	
		Krowne Model No. KR24-MS12 Royal Series Underbar Speed Unit, 12"W x 24"D, 10" x 12" x 6" deep sink bowl, splash mount Royal Series faucet, high performance push-down glass rinser faucet with pressure regulator, removable perforated top, stainless steel top, front & sides, galvanized steel back & bottom, stainless steel legs with adjustable thermoplastic bullet feet, NSF	
	1 ea	6-1/2" High Backsplash, standard	
	1 ea	30-160 Perforated Basket, 6" deep, for 10" x 14" & 10" x 12" dump sinks, plastic	
	1 ea	21-443L Krowne Royal Series E-Z Install Water Line Kit, wall mount, 22" long	
			ITEM
196	2 ea	BOTTLE STORAGE UNIT	
		Krowne Model No. KR24-18RD Royal Series Underbar Liquor Bottle Display Unit, freestanding, 18"W x 24"D (to match speedrail depth), holds (16) liquor bottles, (4) bottle steps with guard rails, stainless steel top, front, & sides, galvanized steel back & bottom, stainless steel legs with adjustable thermoplastic bullet feet, NSF	
	2 ea	6-1/2" High Backsplash, standard	
			ITEM
197	2 ea	ICE BIN	
		Krowne Model No. KR19-30-10 Royal Series Underbar Ice Bin/Cocktail Unit, built-in 10-circuit cold plate, 30"W x 19"D O.A., 92-lbs ice capacity, 12" deep stainless steel bin liner, 3/4" x 3-1/2" Soda Line cut out in backplash, 1/2" drain, stainless steel top, front & sides, galvanized steel back & bottom, stainless steel legs with adjustable thermoplastic bullet feet, NSF	
	2 ea	6-1/2" High Backsplash, standard	
	2 ea	SC30H-BW Underbar Ice Bin Partial Cover with Set of (2) plastic bottle wells, for 30"w x 19"d stainless steel, NSF	
	2 ea	RS-30 Royal Series Single Speed Rail, built-in, 30"W x 5"D, sound deadened bottom, stainless steel construction, NSF	
			ITEM
198		SPARE NO.	
199	1 ea	HAND SINK	
		Krowne Model No. KR24-12ST Royal Series Underbar Hand Sink Unit, free standing, 12"W x 24"D x 36-1/2"H.O.A. (to match speedrail depth), 10"W x 12"D front-to-back x 7" deep sink bowl, splash mount Royal Series faucet, built-in soap & towel dispenser, stainless steel top, front, & sides, stainless steel legs with adjustable thermoplastic bullet feet, NSF	
	1 ea	6-1/2" High Backsplash, standard	

Item	Qty	Description
	1 ea	KR-313 Royal Series Side Splash, left & right sides, for KR24 series
	1 ea	21-443L Krowne Royal Series E-Z Install Water Line Kit, wall mount, 22" long
ITEM		
200	1 ea	GLASS WASHER NIC Model No. BY VENDOR
201	1 ea	UNDERBAR ADD-ON UNIT Krowne Model No. KR24-T14R Royal Series Underbar Trash Station, 14"W x 24"D (to match speedrail), opening in top for trash disposal, fits slim jim (up to 30" high), lift-up front door, stainless steel front & sides, (2) legs on right, NSF (TRASH RECEPTACLE NOT INCLUDED)
	1 ea	SJ-TC Trash Can, gray, 23 gallon, 30"H x 11"W x 20"D
ITEM		
202	1 ea	POS Custom Model No. CUSTOM NIC - BY OTHERS
203	1 ea	GLASS RACK Krowne Model No. KR24-GS83 Royal Series Underbar Glass Rack Storage Unit, drainboard top, 24"W x 24"D, open front cabinet base with intermediate shelf, holds (2) 20" x 20" glass racks (not included), embossed top includes 1" drain, stainless steel top, front, & sides, galvanized steel back & bottom, stainless steel legs with adjustable grey plastic bullet feet, NSF
	1 ea	6-1/2" High Backsplash, standard
ITEM		
204		SPARE NO.
205		SPARE NO.
206	1 ea	BACK BAR CABINET, REFRIGERATED Krowne Model No. BS60 Refrigerated Back Bar Storage Cabinet, two-section, 60"W x 24"D, side mounted self-contained refrigeration, 30°F to 40°F temperature range, (2) hinged doors with locks, (2) adjustable shelves & floor rack per door, digital thermostat, LED interior lights, includes condensate evaporator pan, stainless steel interior, R290 Hydrocarbon refrigerant, 1/4 HP, 115v/60/1-ph, 2.2 amps, cord with NEMA 5-15P, NSF7 Open Food Certified, ETL-Sanitation, ETLus
	1 ea	1 year parts & labor warranty, 5 year compressor warranty, standard
	1 ea	L - Left compressor location
	1 ea	S - Stainless steel top
	1 ea	30°F - 40°, standard
	1 ea	S - Stainless steel door

Item	Qty	Description
	1 ea	L - Left hinge location, first door
	1 ea	S - Stainless steel door
	1 ea	R - Right hinge location, second door
	1 ea	White LED interior lighting, standard
	1 st	BC-132 Casters, 2" low profile with brakes (set of 4), plate, raises unit 3"
ITEM		
207	1 ea	BACK BAR CABINET, REFRIGERATED
		Krowne Model No. BS60
		Refrigerated Back Bar Storage Cabinet, two-section, 60"W x 24"D, side mounted self-contained refrigeration, 30°F to 40°F temperature range, (2) hinged doors with locks, (2) adjustable shelves & floor rack per door, digital thermostat, LED interior lights, includes condensate evaporator pan, stainless steel interior, R290 Hydrocarbon refrigerant, 1/4 HP, 115v/60/1-ph, 2.2 amps, cord with NEMA 5-15P, NSF7 Open Food Certified, ETL-Sanitation, ETLus
	1 ea	1 year parts & labor warranty, 5 year compressor warranty, standard
	1 ea	R - Right compressor location
	1 ea	S - Stainless steel top
	1 ea	30°F - 40°, standard
	1 ea	S - Stainless steel door
	1 ea	L - Left hinge location, first door
	1 ea	S - Stainless steel door
	1 ea	R - Right hinge location, second door
	1 ea	White LED interior lighting, standard
	1 st	BC-132 Casters, 2" low profile with brakes (set of 4), plate, raises unit 3"
ITEM		
208	2 ea	POS
		Custom Model No. CUSTOM
		NIC - BY OTHERS
209	1 ea	FROZEN DRINK MACHINE
		Custom Model No. CUSTOM
		NIC - BY OTHERS
210		SPARE NO.
211		SPARE NO.
212		SPARE NO.
213	2 ea	ICE BIN

Item	Qty	Description
		Krowne Model No. KR19-30-10 Royal Series Underbar Ice Bin/Cocktail Unit, built-in 10-circuit cold plate, 30"W x 19"D O.A., 92-lbs ice capacity, 12" deep stainless steel bin liner, 3/4" x 3-1/2" Soda Line cut out in backsplash, 1/2" drain, stainless steel top, front & sides, galvanized steel back & bottom, stainless steel legs with adjustable thermoplastic bullet feet, NSF
	2 ea	6 1/2" High Backsplash, standard
	2 ea	SC30H-BW Underbar Ice Bin Partial Cover with Set of (2) plastic bottle wells, for 30"W x 19"D stainless steel, NSF
	2 ea	RS-30 Royal Series Single Speed Rail, built-in, 30"W x 5"D, sound deadened bottom, stainless steel construction, NSF
ITEM		
214	2 ea	BOTTLE STORAGE UNIT Krowne Model No. KR24-18RD Royal Series Underbar Liquor Bottle Display Unit, freestanding, 18"W x 24"D (to match speedrail depth), holds (16) liquor bottles, (4) bottle steps with guard rails, stainless steel top, front, & sides, galvanized steel back & bottom, stainless steel legs with adjustable thermoplastic bullet feet, NSF
	2 ea	6-1/2" High Backsplash, standard
ITEM		
215	1 ea	UNDERBAR SINK UNITS Krowne Model No. KR24-MS12 Royal Series Underbar Speed Unit, 12"W x 24"D, 10" x 12" x 6" deep sink bowl, splash mount Royal Series faucet, high performance push-down glass rinser faucet with pressure regulator, removable perforated top, stainless steel top, front & sides, galvanized steel back & bottom, stainless steel legs with adjustable thermoplastic bullet feet, NSF
	1 ea	6-1/2" High Backsplash, standard
	1 ea	30-160 Perforated Basket, 6" deep, for 10" x 14" & 10" x 12" dump sinks, plastic
	1 ea	21-443L Krowne Royal Series E-Z Install Water Line Kit, wall mount, 22" long
ITEM		
216	1 ea	HAND SINK Krowne Model No. KR24-12ST Royal Series Underbar Hand Sink Unit, free standing, 12"W x 24"D x 36-1/2"H.O.A. (to match speedrail depth), 10"W x 12"D front-to-back x 7" deep sink bowl, splash mount Royal Series faucet, built-in soap & towel dispenser, stainless steel top, front, & sides, stainless steel legs with adjustable thermoplastic bullet feet, NSF
	1 ea	6-1/2" High Backsplash, standard
	1 ea	KR-313 Royal Series Side Splash, left & right sides, for KR24 series
	1 ea	21-443L Krowne Royal Series E-Z Install Water Line Kit, wall mount, 22"

Item	Qty	Description	
		long	
			ITEM T
217	1 ea	GLASS WASHER NIC Model No. BY VENDOR	
218	2 ea	UNDERBAR ADD-ON UNIT Krowne Model No. KR24-T14R Royal Series Underbar Trash Station, 14"W x 24"D (to match speedrail), opening in top for trash disposal, fits slim jim (up to 30" high), lift-up front door, stainless steel front & sides, (2) legs on right, NSF (TRASH RECEPTACLE NOT INCLUDED)	
	2 ea	SJ-TC Trash Can, gray, 23 gallon, 30"H x 11"W x 20"D	ITEM T
219- 222		SPARE NO.	
223	1 ea	WINE BOTTLE RACK Tarrison Products Ltd. Model No. TS-WR1424C7-KIT Wine Bottle Display Rack, 14-tier, 24"W x 14"D x 74"H, holds (84) 750mL bottles, (14) wire cradle wine shelves with plastic clips, (4) posts grooved in 1" increments, chrome finish	
			ITEM T
224	1 ea	WINE REFRIGERATOR Enofrigo America Model No. B1V3SN i.Am H2000 FIT Wine Refrigerator, reach-in, one-section, maximum (144) bottle capacity, ventilated, 36° to 61°F temperature range, (1) hinged glass door, LED interior lighting, (3) shelves, black exterior, rear mounted self-contained refrigeration, 115v/60/1-ph, 3 amps, R134A refrigerant 1 ea One year parts and labor warranty, 5 year compressor warranty, standard 1 ea Black, add -N to model number	
			ITEM T
225	5 ea	WINE SHELVING UNIT Lockwood Manufacturing Model No. AWR-12 Wine Rack, 12 shelves, 144 bottle capacity, shelves on 5-1/2" centers, shelves are 1" x 3/16" strapping welded to 1" x 1" tubing, heavy duty 1/8 thick 1-1/4" x 1-1/4" angle uprights, aluminum construction, ship K.D.	
			ITEM T
		SUBTOTAL	
88801	1 lt	DELIVERY	

Item	Qty	Description	
RI		TRIMARK UNITED EAST Model No. DELIVERY Packed It DELIVERY ONLY OF ABOVE EQUIPMENT TO SITE BY TRIMARK PERSONNEL. PLEASE SEE LINE 88801 FOR INSTALLATION	
			ITEM
88802	1 It	SET IN PLACE	
RI		TRIMARK UNITED EAST Model No. SET IN PLACE Packed It Set-in-place of above equipment listed includes, uncrate, and set in place at NON-UNION RATES AND DURING NORMAL BUSINESS HOURS, 8AM TO 5PM Monday thru Friday This charge is based on an Estimated number of delivery days to job site. Any delays, non related to TriMark, or changes in scope of work, may result in additional delivery and installation charges. These charges will be reflected on a change order to be signed by both parties and will be billed on the final invoice. Set-in-place and leave ready for any/all required connections by others. Note: The general contractor and/or owner must provide the following: (1) Proper egress (2) Elevator or crane service if required (3) Free on site dumpster service (4) Free temporary electrical service if needed (5) Purchase order/change order for overtime or holiday work (6) The above contract is priced as a package. The items priced may not necessarily be purchased individually or in a select group at the above pricing. (7) All Plumbing, Electrical, Carpentry and HVAC trades are by others unless specifically specified here in.	
			ITEM
89901	1 It	REFRIGERATION INSTALLATION	
		Custom Model No. REFRIGERATION IN Packed It • ITEM #1 WALK-IN COOLER - REFRIGERATION PACKAGE INCLUDES: UP TO 100' ACR COPPER PIPE, ACR COPPER FITTINGS, SILVER SOLDER, TRAPS & HANGERS, 3/4" WALL ARMAFLEX, NITROGEN LEAK TEST, START TEST AND BALANCE USING 448A REFRIGERANT AND INSTALL CONDENSATE COPPER DRAIN LINE.	

Item	Qty	Description
		<ul style="list-style-type: none"> • ITEM #178 WALK-IN COOLER - REFRIGERATION PACKAGE INCLUDES: UP TO 100' ACR COPPER PIPE, ACR COPPER FITTINGS, SILVER SOLDER, TRAPS & HANGERS, 3/4" WALL ARMAFLEX, NITROGEN LEAK TEST, START TEST AND BALANCE USING 448A REFRIGERANT AND INSTALL CONDENSATE COPPER DRAIN LINE. • ITEM# 181 WALK-IN FREEZER - REFRIGERATION PACKAGE INCLUDES: UP TO 100' ACR COPPER PIPE, ACR COPPER FITTINGS, SILVER SOLDER, TRAPS & HANGERS, 1" WALL ARMAFLEX, NITROGEN LEAK TEST, START TEST AND BALANCE USING 448A REFRIGERANT AND INSTALL CONDENSATE COPPER DRAIN LINE WITH HEAT TRACE. • PLEASE NOTE: HOLE CORING AND CRANE SERVICE BY OTHERS • IF EITHER WALK-IN COOLER EXCEEDS 50' IN COPPER LINE AS QUOTED AN ADDITIONAL \$115.00/ PER FT. WILL BE ADDED TO THE TOTAL PACKAGE PRICE.
		ITEM
89902	1 It	INSTALLATION TRIMARK UNITED EAST Model No. INSTALL SYSTEM Packed It installation of (1) new ANSUL® wet chemical fire suppression system to protect the commercial cooking equipment and exhaust hoods at the above location in accordance with NFPA 96, 17A, UL300, State & local codes, as follows: <ul style="list-style-type: none"> • ANSUL® Automan® Mechanical control assembly • Stainless steel agent tanks in stainless steel enclosure as follows; <ul style="list-style-type: none"> o R102DT 6-Gal System as item #153 for exhaust hood #152 and cooking equipment • All pipe, nozzles, conduit, and cables, as required • Emergency pull station for manual activation • Properly rated fusible links for automatic activation • Mechanical Gas Shut Off Valve up to 2" in size • Double pole-double throw micro-switch for electrical and alarm interphase, as req. <p>EXCLUSIONS:</p> <ol style="list-style-type: none"> 1. A double pole, double throw micro switch will be installed by All State Fire Equipment to be used for electrical and alarm interface. Wiring and connections to be performed by others. 2. Stamped Engineered drawings are extra if required. 3. Exhaust Hood installation assumes adequate structure in the ceiling to support the weight of the hoods. Ductwork not included, and can be added at additional cost. 4. Proposal included (1) Mechanical Gas Valve up to 2" to be installed by others. 5. This proposal includes one test per system. Any additional testing

Item	Qty	Description
		required by the owner, contractor, or food service equipment contractor is additional and will be billed on a per trip basis.
		FINAL CONNECTION OF ANY KIND INCLUDING TO ALL BUILDING ALARMS ARE BY OTHERS
		TRIMARK NOTE: Note: If mechanical or electric ansul valve in excess of 2" is required, an additional charge would apply. Any charges for permits, detail drawings and/or documentation required by local fire dept. will be in addition to cost. If a system pre-test is required, an additional charge will apply. Note: Engineered Stamped Drawings if required will be in addition to above. Final Plumbing and Electrical connections from Fire Suppression System to Building Systems are by others.

ITEM

89903	1 lt	FIELD WELD TRIMARK UNITED EAST Model No. FIELD WELD Packed lt FIELD WELD DURING NORMAL WORKING HOURS; INCLUDES PERMITS & PAID DETAIL); INCLUDED FOR ITEMS: 102, 163, 169, 278, 290, & 145
-------	------	--

ITEM

Merchand
Freight
Tax 7%
Total

1. INCORPORATION OF TERMS AND CONDITIONS OF SALE. Except as otherwise expressly agreed upon by and between TriMark and Lee's Wharf Hotel in writing, the attached Quote for the purchase and sale of foodservice equipment, supplies and other products and services shall be subject to the terms and conditions set forth herein and TriMark's Terms of Sale (<http://www.trimarkusa.com/SiteMedia/SiteResources/Terms/TriMark-Terms-and-Conditions-of-Sale.pdf>), which are incorporated herein by reference. In the event a purchase order, or similar document or agreement issued by Customer seeks to incorporate terms or conditions that are inconsistent, in addition to or conflict with the terms and conditions set forth herein or referenced hereby, the